

cse634
DATA MINING

Lecture Notes

Chapter 6: CLASSIFICATION by DECISION TREES

Introduction

BASIC ALGORITHM

Examples

Professor Anita Wasilewska
Computer Science Department
Stony Brook University

Classification Learning ALGORITHMS

Different Classifiers

- **DESCRIPTIVE:**
 - Decision Trees (ID3, C4.5)
 - Rough Sets
 - Genetic Algorithms
 - Classification by Association
- **STATISTICAL:**
 - Neural Networks
 - Bayesian Networks

Classification Data

- **Data format:** a data table with key attribute removed.
Special attribute- **class attribute must be distinguished**

age	income	student	credit_rating	buys_computer
<=30	high	no	fair	no
<=30	high	no	excellent	no
31...40	high	no	fair	yes
>40	medium	no	fair	yes
>40	low	yes	fair	yes
>40	low	yes	excellent	no
31...40	low	yes	excellent	yes
<=30	medium	no	fair	no
<=30	low	yes	fair	yes
>40	medium	yes	fair	yes
<=30	medium	yes	excellent	yes
31...40	medium	no	excellent	yes
31...40	high	yes	fair	yes
>40	medium	no	excellent	no

Classification (Training) Data with objects

rec	Age	Income	Student	Credit_rating	Buys_computer (CLASS)
r1	<=30	High	No	Fair	No
r2	<=30	High	No	Excellent	No
r3	31...40	High	No	Fair	Yes
r4	>40	Medium	No	Fair	Yes
r5	>40	Low	Yes	Fair	Yes
r6	>40	Low	Yes	Excellent	No
r7	31...40	Low	Yes	Excellent	Yes
r8	<=30	Medium	No	Fair	No
r9	<=30	Low	Yes	Fair	Yes
r10	>40	Medium	Yes	Fair	Yes
r11	<=30	Medium	Yes	Excellent	Yes
r12	31...40	Medium	No	Excellent	Yes
r13	31...40	High	Yes	Fair	Yes
r14	>40	Medium	No	Excellent	No

Classification by Decision Tree Induction

- **Decision tree is**

A flow-chart-like **tree structure**;

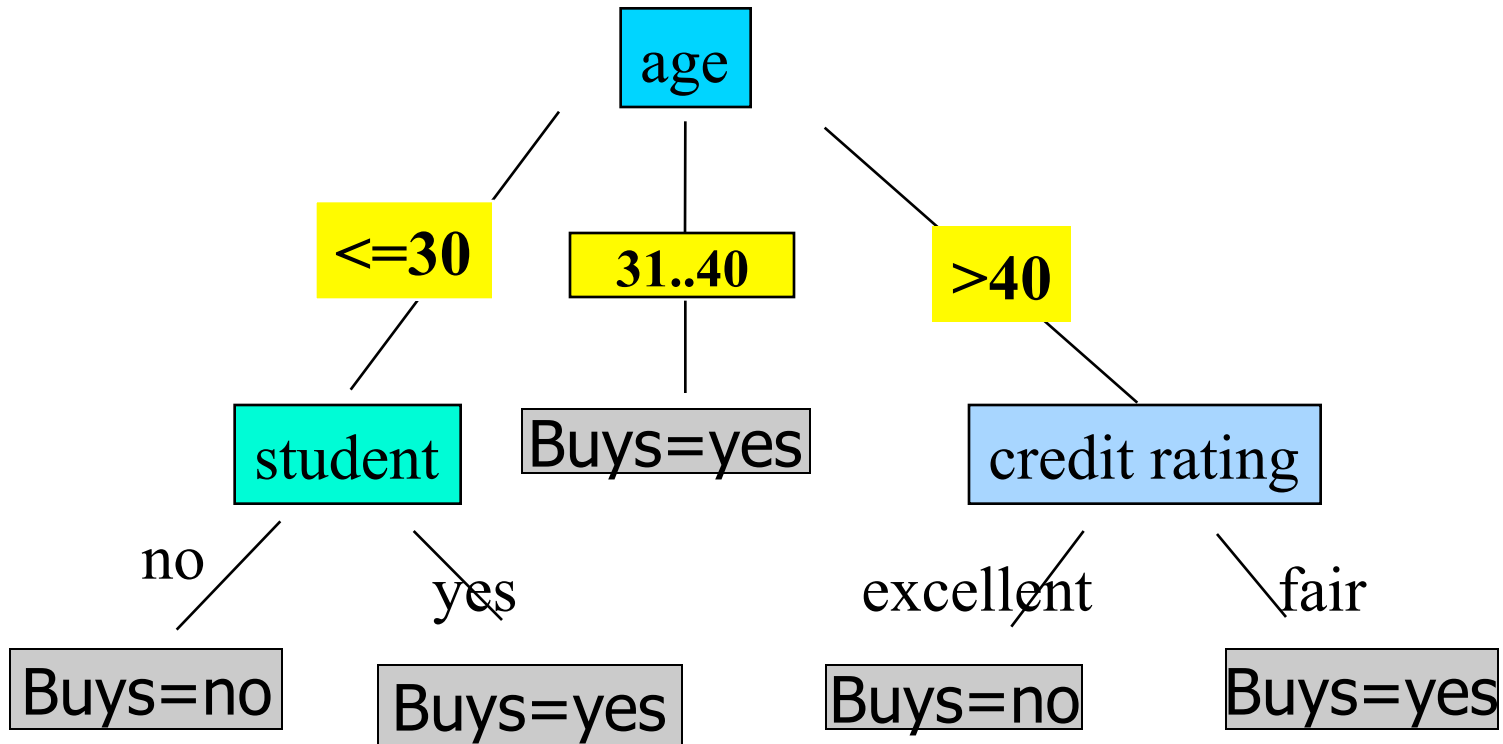
Internal node denotes an **attribute**;

Branch represents the **values of the node attribute**;

Leaf nodes represent **class labels** or **class distribution**

DECISION TREE

An Example



Classification by Decision Tree Induction

Basic Algorithm

- The **basic algorithm** for **decision tree** construction is a **greedy** algorithm that constructs **decision trees** in a top-down **recursive** divide-and-conquer manner
- Given a **training set D** of **classification data**, i.e.
- a data table with a **distinguished class attribute**
- This **training set** is **recursively partitioned** into **smaller subsets** (data tables) as the **tree is being built**

Classification by Decision Tree Induction

Basic Algorithm

- **Tree STARTS** as a single node (**root**) representing all **training dataset D** (samples)
- We **choose** a **root attribute** from **D**
- It is called a **SPLIT** attribute
- **A branch** is created for **each value as defined in D** of the **node attribute** and **is labeled by this values** and the samples (it means the data table) are **partitioned** accordingly
- The **algorithm** uses the same process **recursively** to form a **decision tree** at **each partition**
- Once an attribute has **occurred at a node**, it **need not be** considered in any other of the **node's descendants**

Classification by Decision Tree Induction

Basic Algorithm

- The **recursive partitioning STOPS** only when any **one** of the following conditions is **true**

1. All the samples (records) in the partition are of the **same class**, then the node becomes **the leaf** labeled with that **class**

2. There is no remaining attributes on which the data may be further **partitioned**, i.e. **we have only class attribute left**
In this case we apply **MAJORITY VOTING** to **classify** the node

MAJORITY VOTING involves **converting** the node into a **leaf** and **labeling it** with the **most common class** in the **training data set**

3. There is no records (samples) left – a **LEAF** is created with **majority vote** for **training data set**

Classification by Decision Tree Induction

Crucial point

Good choice of the **root** attribute and **internal nodes attributes** is a **crucial point**

Bad choice may result, in the worst case in a just **another knowledge representation:**

a relational table re-written as a tree with class attributes (decision attributes) as the leaves.

- **Decision Tree Algorithms** differ on methods of **evaluating** and **choosing** the **root** and **internal nodes attributes**

Decision Tree Construction

Example 1

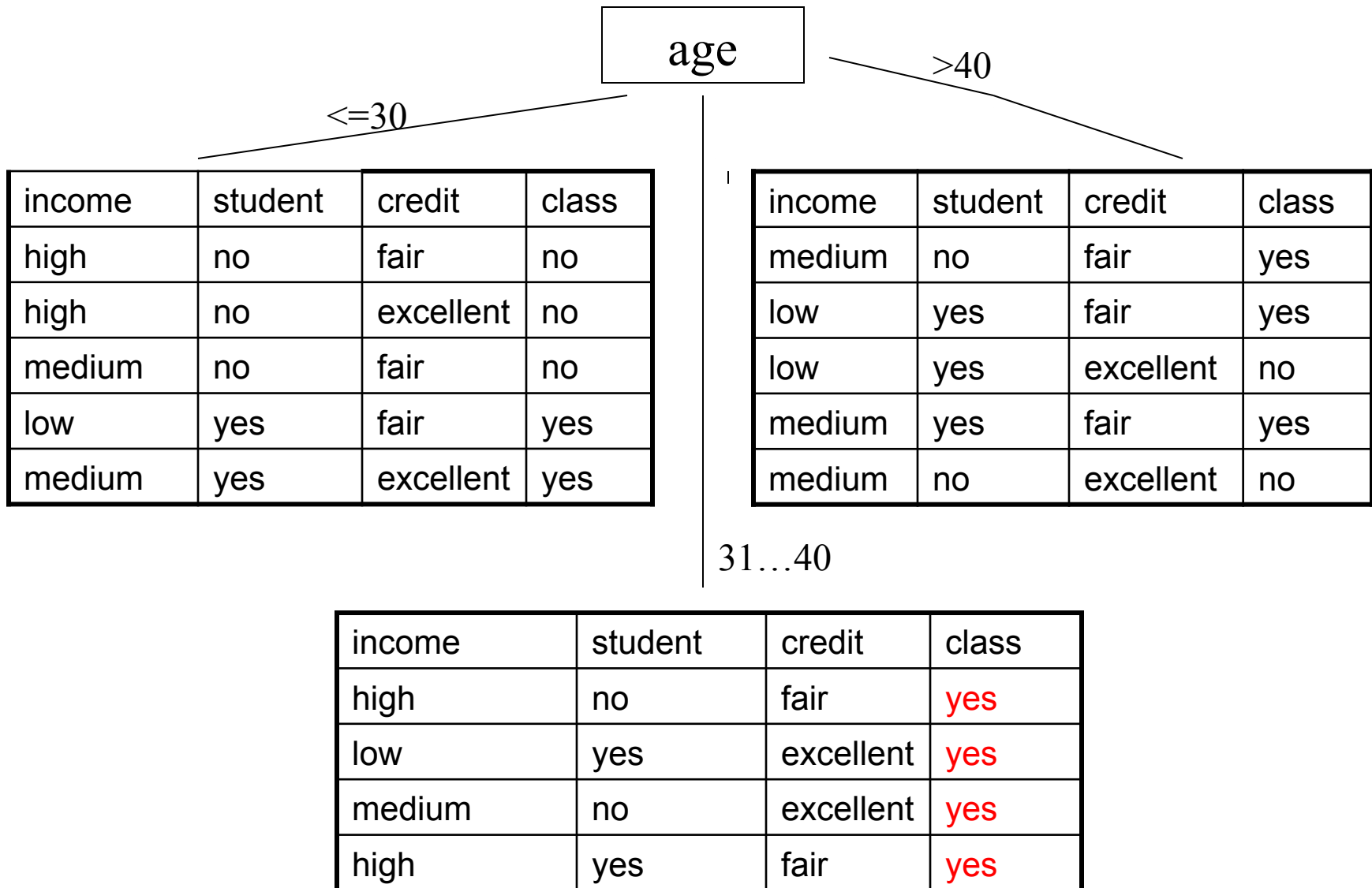
Consider our **TRAINING Dataset** (next slide)

We **START** building the **Decision Tree** by **choosing** the attribute **age** as the **root** of the tree

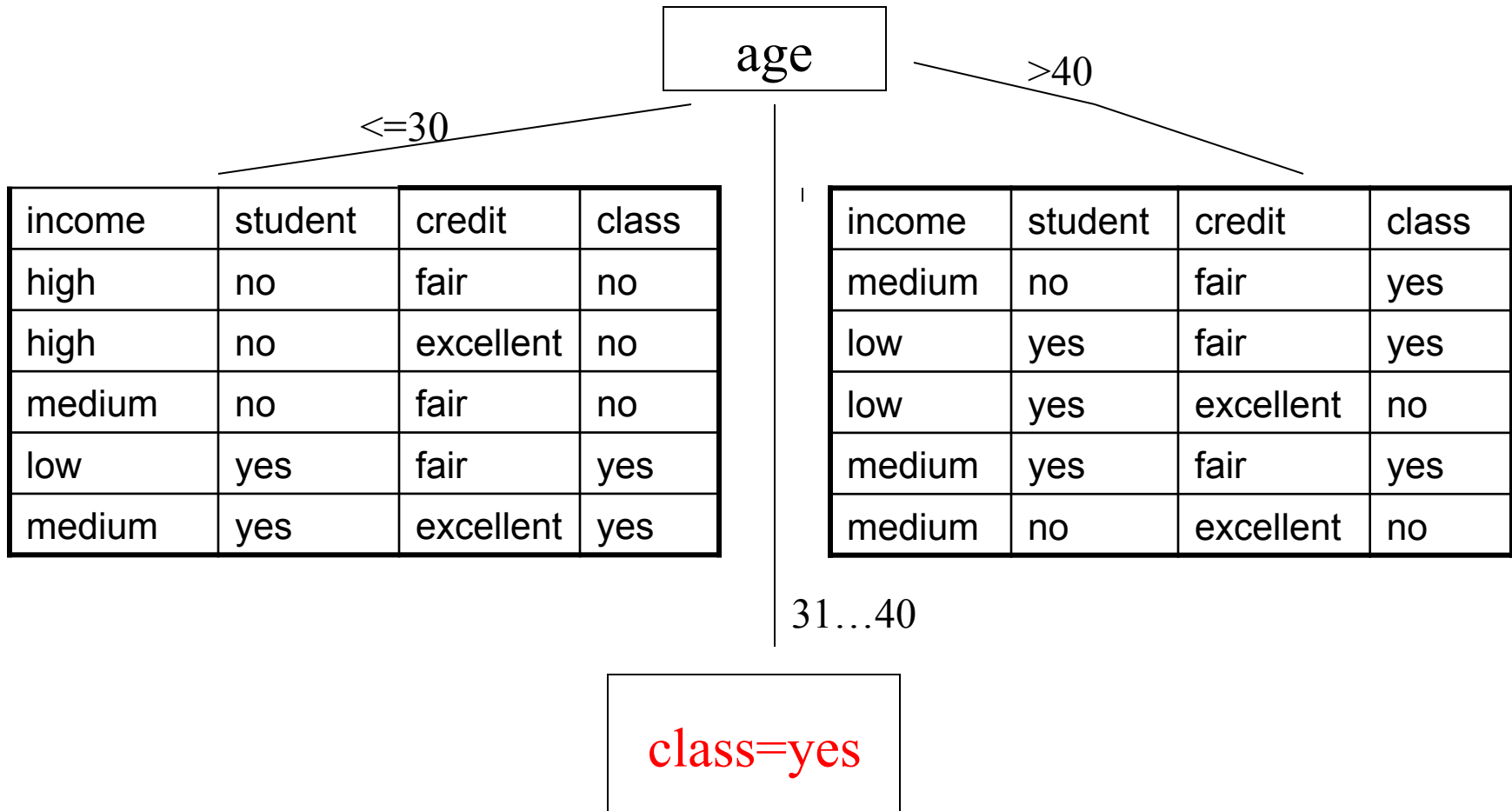
Training Data with objects

rec	Age	Income	Student	Credit_rating	Buys_computer(CLASS)
r1	<=30	High	No	Fair	No
r2	<=30	High	No	Excellent	No
r3	31...40	High	No	Fair	Yes
r4	>40	Medium	No	Fair	Yes
r5	>40	Low	Yes	Fair	Yes
r6	>40	Low	Yes	Excellent	No
r7	31...40	Low	Yes	Excellent	Yes
r8	<=30	Medium	No	Fair	No
r9	<=30	Low	Yes	Fair	Yes
r10	>40	Medium	Yes	Fair	Yes
r11	<=30	Medium	Yes	Excellent	Yes
r12	31...40	Medium	No	Excellent	Yes
r13	31...40	High	Yes	Fair	Yes
r14	>40	Medium	No	Excellent	No

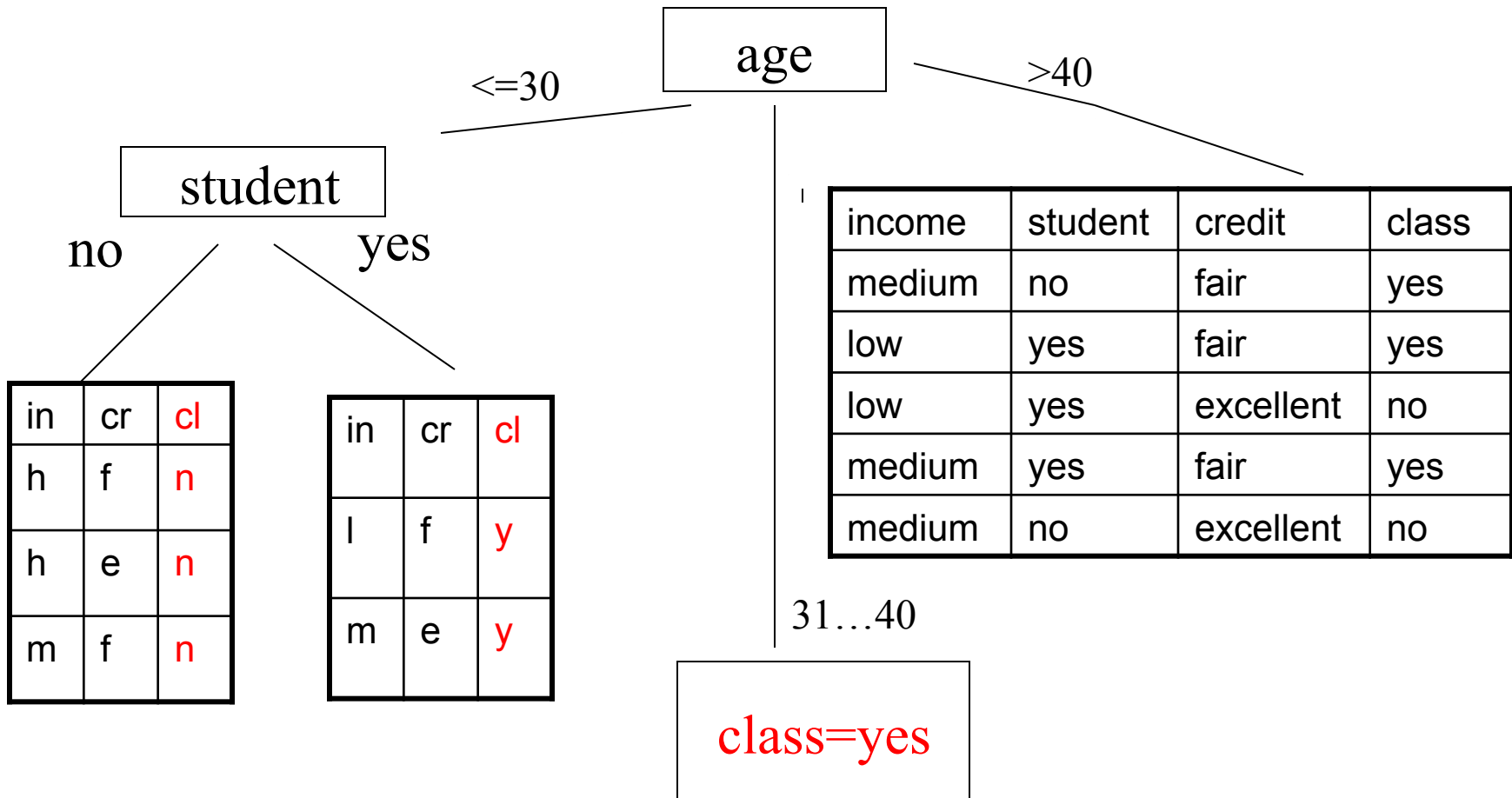
Building The Tree: we choose “age” as a root



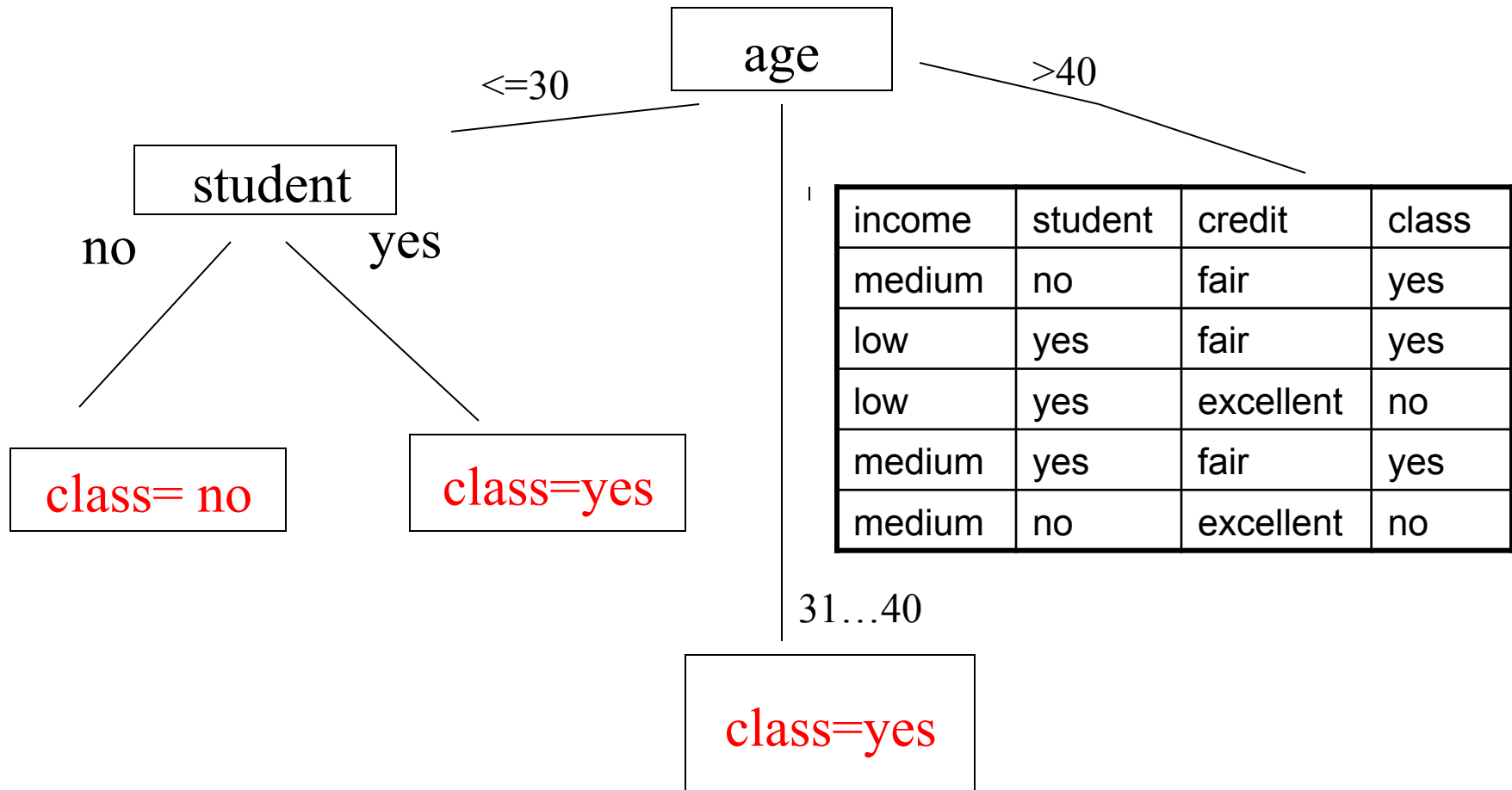
Building The Tree: "age" as the root



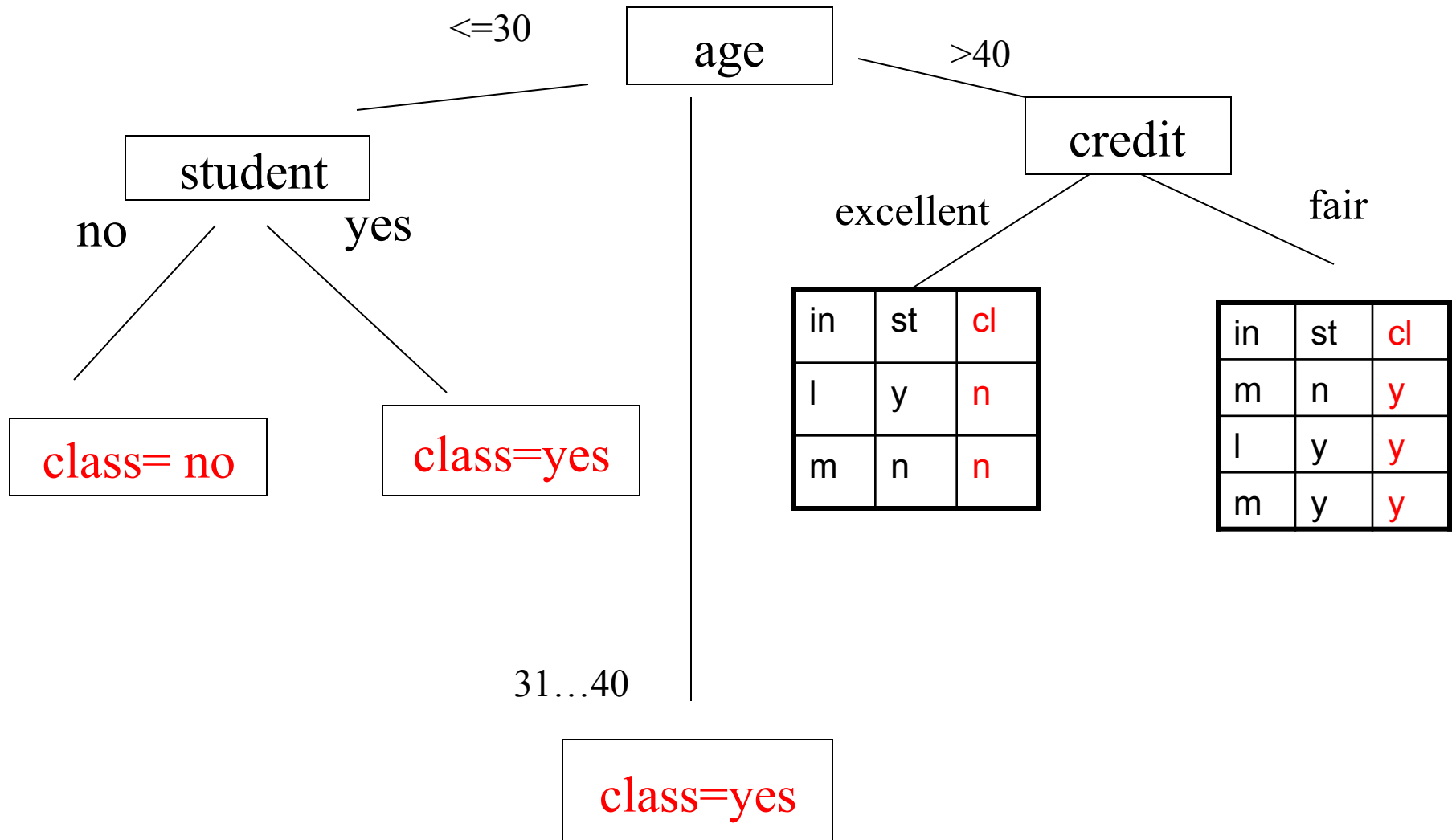
Building The Tree: we chose "student" on ≤ 30 branch



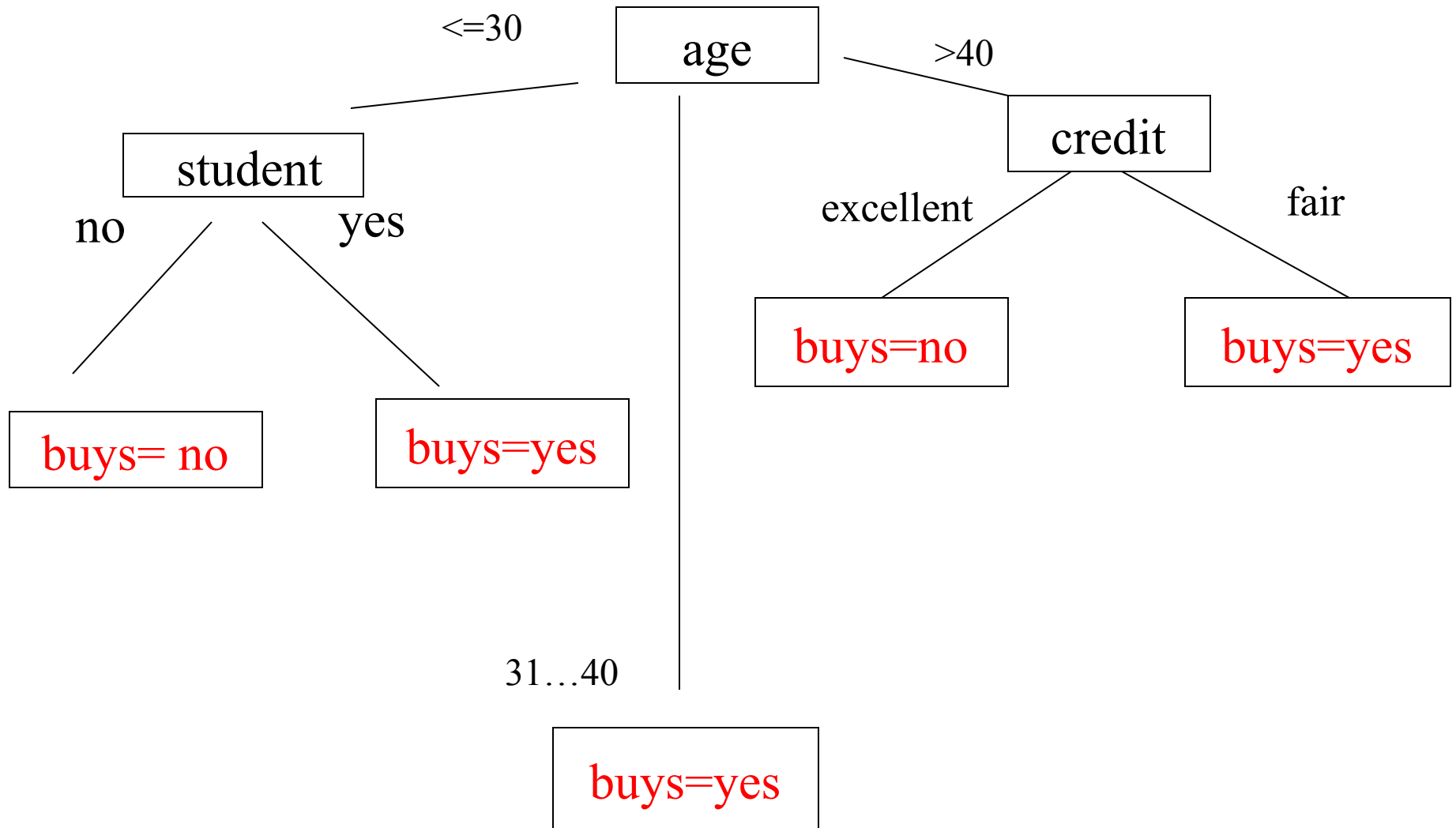
Building The Tree: we chose "student" on ≤ 30 branch



Building The Tree: we chose "credit" on >40 branch



Finished Tree for class="buys"



Extracting **Classification Rules** from Trees

- **Goal:** Represent the knowledge in the form of
- **IF-THEN discriminant rules**
- **One rule** is created for **each path** from the **root** to a **leaf**;
- **Each attribute-value** pair along a **path** forms a conjunction;
- The **leaf node** holds the **class prediction**
- **Rules are easier to understand**

Discriminant **RULES** extracted from our TREE

- The rules are:

IF *age* = “<=30” AND *student* = “no” THEN
buys_computer = “no”

IF *age* = “<=30” AND *student* = “yes” THEN
buys_computer = “yes”

IF *age* = “31...40” THEN
buys_computer = “yes”

IF *age* = “>40” AND *credit_rating* = “excellent” THEN
buys_computer = “no”

IF *age* = “>40” AND *credit_rating* = “fair” THEN
buys_computer = “yes”

Rules format for testing and applications

- In order to use rules for testing, and later when testing is done and predictive accuracy is acceptable we write rules in a **predicate form**:

IF *age(x, <=30)* AND *student(x, no)* THEN

buys_computer (x, no)

IF *age(x, <=30)* AND *student (x, yes)* THEN

buys_computer (x, yes)

- Attributes and their values of the **new record x** are **matched** with the **IF** part of the rule and the **record x** is **classified** accordingly to the **THEN** part of the rule

Exercise

Calculate the **predictive accuracy** of our set of rules with respect of the **TEST data** given by the **next slide**

R1: IF *age* = “<=30” AND *student* = “no” THEN
buys_computer = “no”

R2: IF *age* = “<=30” AND *student* = “yes” THEN
buys_computer = “yes”

R3: IF *age* = “31...40” THEN
buys_computer = “yes”

R4: IF *age* = “>40” AND *credit_rating* = “excellent”
THEN *buys_computer* = “no”

R5: IF *age* = “>40” AND *credit_rating* = “fair” THEN
buys_computer = “yes”

TEST Data

for predictive accuracy evaluation

rec	Age	Income	Student	Credit_rating	Buys_computer(CLASS)
r1	<=30	Low	No	Fair	yes
r2	<=30	High	yes	Excellent	No
r3	<=30	High	No	Fair	Yes
r4	31...40	Medium	yes	Fair	Yes
r5	>40	Low	Yes	Fair	Yes
r6	>40	Low	Yes	Excellent	yes
r7	31...40	High	Yes	Excellent	Yes
r8	<=30	Medium	No	Fair	No
r9	31...40	Low	no	Excellent	Yes
r10	>40	Medium	Yes	Fair	Yes

Basic Idea of ID3/C4.5 Algorithm

- **The basic algorithm** for **decision tree induction** is a **greedy** algorithm that constructs decision trees in a **top-down recursive divide-and – conquer** manner.
- The **basic strategy** is as follows.
- Tree **STARTS** as a single **node** representing **all training dataset** (data table with records called **samples**)
- **IF** the **samples** (records in the data table) are **all in the same class**, **THEN** the **node** becomes **a leaf** and is **labeled with that class**

Basic Idea of ID3/C4.5 Algorithm

- OTHERWISE
- the algorithm uses an **entropy-based measure** known as **information gain** as a **heuristic** for selecting the **attribute** that will **best separate** the samples:
split the data table into **individual classes**
- **This attribute** becomes the **node-name**:
test, or **tree split decision attribute**
- **A branch** is created for **each value** of the **node-attribute** (as defined by the training data)
and **is labeled** by this value
and the **samples** (data table at the node) are **partitioned accordingly**

Basic Idea of ID3/C4.5 Algorithm

Revisited

- The algorithm uses **the same process recursively**
- to form a **decision tree** at each **partition**

- **Once an attribute has occurred at a node, it need not be considered in any other of the node's descendants**

- The **recursive partitioning STOPS** only when **any one** of the following **conditions is TRUE**

Basic Idea of ID3/C4.5 Algorithm

Termination conditions:

1. **All records** (samples) for the given **node** belong to the **same class**

OR

2. There are **no remaining attributes left** on which the samples (records in the data table) may be further **partitioned**

In this case we **convert** the given node into a **LEAF** and **label it** with the **class** in **majority** among original **training samples**

- This is called a **majority voting**
- **OR**

3. There is **no records (samples) left** – a **LEAF** is created with **majority vote** for **training sample**

Heuristics: Attribute Selection Measures

- **Construction** of the tree **depends** on the **order** in which root attributes are **selected**
- **Different choices** produce **different trees**; some better, some worse
- **Shallower** trees are **better**; they are the ones in **which classification** is **reached** in **fewer levels**
- These trees are said to be **more efficient** and hence **termination** is reached **quickly**

Attribute Selection Measures

- Given a **training data** set (set of training samples) there are many ways **to choose** the **root** and **nodes** attributes while **constructing** the decision tree
- **Some possible choices:**
- **Random**
- **Attribute** with **smallest/largest number** of values
- **Following** certain **order** of attributes
- We present here a **special order: information gain** as a **measure** of **goodness of the split**
- The attribute with the **highest information gain** is **always chosen** as the **split decision attribute** for the **current node** while building the tree.

Information Gain Computation (ID3/C4.5): Case of Two Classes

- Assume there are two classes, **P (positive)** and **N (negative)**

Let **S** be a **training data** set consisting of **s examples** (records):

$$|S|=s$$

And **S** contains **p** elements of class **P** and **n** elements of class **N**

The amount of **information**, needed to **decide** if an arbitrary **example** in **S** belongs to **P** or **N** is defined as

$$I(p, n) = -\frac{p}{p+n} \log_2 \frac{p}{p+n} - \frac{n}{p+n} \log_2 \frac{n}{p+n}$$

- We use **log₂** because the information is encoded in **bits**

Information Gain Measure

- Assume that using **attribute A** a set **S** will be partitioned into sets S_1, S_2, \dots, S_v (v is number of values of the attribute **A**)

If S_i contains p_i examples of P and n_i examples of N

the **entropy E(A)**, or the **expected information** needed to **classify objects** in all **sub-trees S_i** is

$$E(A) = \sum_{i=1}^v \frac{p_i + n_i}{p + n} I(p_i, n_i)$$

- The encoding information that would be **gained** by **branching on A**

$$Gain(A) = I(p, n) - E(A)$$

Attribute Selection: Information Gain

Data Mining Book slide

■ Class **P**: buys_computer = “yes”

■ Class **N**: buys_computer = “no”

$$Info_{age}(D) = \frac{5}{14} I(2,3) + \frac{4}{14} I(4,0)$$

$$+ \frac{5}{14} I(3,2) = 0.694$$

$$Info(D) = I(9,5) = -\frac{9}{14} \log_2\left(\frac{9}{14}\right) - \frac{5}{14} \log_2\left(\frac{5}{14}\right) = 0.940$$

age	p_i	n_i	$I(p_i, n_i)$
≤ 30	2	3	0.971
31...40	4	0	0
> 40	3	2	0.971

$\frac{5}{14} I(2,3)$ means “age ≤ 30 ” has 5 out of 14 samples, with 2 yes’ es and 3 no’ s. Hence

$$Gain(age) = Info(D) - Info_{age}(D) = 0.246$$

Similarly,

$$Gain(income) = 0.029$$

$$Gain(student) = 0.151$$

$$Gain(credit_rating) = 0.048$$

age	income	student	credit_rating	buys_computer
≤ 30	high	no	fair	no
≤ 30	high	no	excellent	no
31...40	high	no	fair	yes
> 40	medium	no	fair	yes
> 40	low	yes	fair	yes
> 40	low	yes	excellent	no
31...40	low	yes	excellent	yes
≤ 30	medium	no	fair	no
≤ 30	low	yes	fair	yes
> 40	medium	yes	fair	yes
≤ 30	medium	yes	excellent	yes
31...40	medium	no	excellent	yes
31...40	high	yes	fair	yes
> 40	medium	no	excellent	no

Attribute Selection by Information Gain Computation

- **Class P: buys_computer = “yes”**
- **Class N: buys_computer = “no”**
- **$I(p, n) = I(9, 5) = 0.940$**
- **Compute the entropy for**

age	p_i	n_i	$I(p_i, n_i)$
≤ 30	2	3	0.971
31...40	4	0	0
> 40	3	2	0.971

$$E(age) = \frac{5}{14}I(2,3) + \frac{4}{14}I(4,0) + \frac{5}{14}I(3,2) = 0.694$$

Hence

$$Gain(age) = I(p, n) - E(age)$$

$$Gain(age) = 0.246$$

Similarly

$$Gain(income) = 0.029$$

$$Gain(student) = 0.151$$

$$Gain(credit_rating) = 0.048$$

The attribute “age” becomes the root.

Decision Tree Induction, Predictive Accuracy and Information Gain

EXAMPLES

Decision Tree Construction

Example 2

TASK: Use **Decision Tree Induction** algorithm and use different choices of the **root** and **nodes attributes** to **FIND discriminant rules** that determine whether a person **buys a computer or not**

Compute **Information gain** for all nodes of the tree.

1. We **choose** attribute *buys_computer* as the **class attribute**
2. We perform **DT algorithm** “by hand” using different choices of the **root attribute**, and different “by hand” choices of the following **nodes**
3. We build **two trees** with attributes: *Income* and *Credit Rating* respectively, as the **root** attribute to derive rules

Training Data

age	income	student	credit_rating	buys_computer
<=30	high	no	fair	no
<=30	high	no	excellent	no
31...40	high	no	fair	yes
>40	medium	no	fair	yes
>40	low	yes	fair	yes
>40	low	yes	excellent	no
31...40	low	yes	excellent	yes
<=30	medium	no	fair	no
<=30	low	yes	fair	yes
>40	medium	yes	fair	yes
<=30	medium	yes	excellent	yes
31...40	medium	no	excellent	yes
31...40	high	yes	fair	yes
>40	medium	no	excellent	no

Training Data with objects

rec	Age	Income	Student	Credit_rating	Buys_computer
r1	<=30	High	No	Fair	No
r2	<=30	High	No	Excellent	No
r3	31...40	High	No	Fair	Yes
r4	>40	Medium	No	Fair	Yes
r5	>40	Low	Yes	Fair	Yes
r6	>40	Low	Yes	Excellent	No
r7	31...40	Low	Yes	Excellent	Yes
r8	<=30	Medium	No	Fair	No
r9	<=30	Low	Yes	Fair	Yes
r10	>40	Medium	Yes	Fair	Yes
r11	<=30	Medium	Yes	Excellent	Yes
r12	31...40	Medium	No	Excellent	Yes
r13	31...40	High	Yes	Fair	Yes
r14	>40	Medium	No	Excellent	No

EXAMPLE 2 **Incorrect Solutions**

- **BOTH TREES** of the following **Example 2 Solutions** **ARE NOT CORRECT !!!**
- **FIND STEPS** where the construction **didn't follow** the **ALGORITHM** and **CORRECT THEM**
- Write the **CORRECT Solutions** for the **EXAMPLE 2**
- **Perform Exercises 1 and 2** for the **corrected trees**

Index: 1

Income

Gain=0.027

Low

Med

High

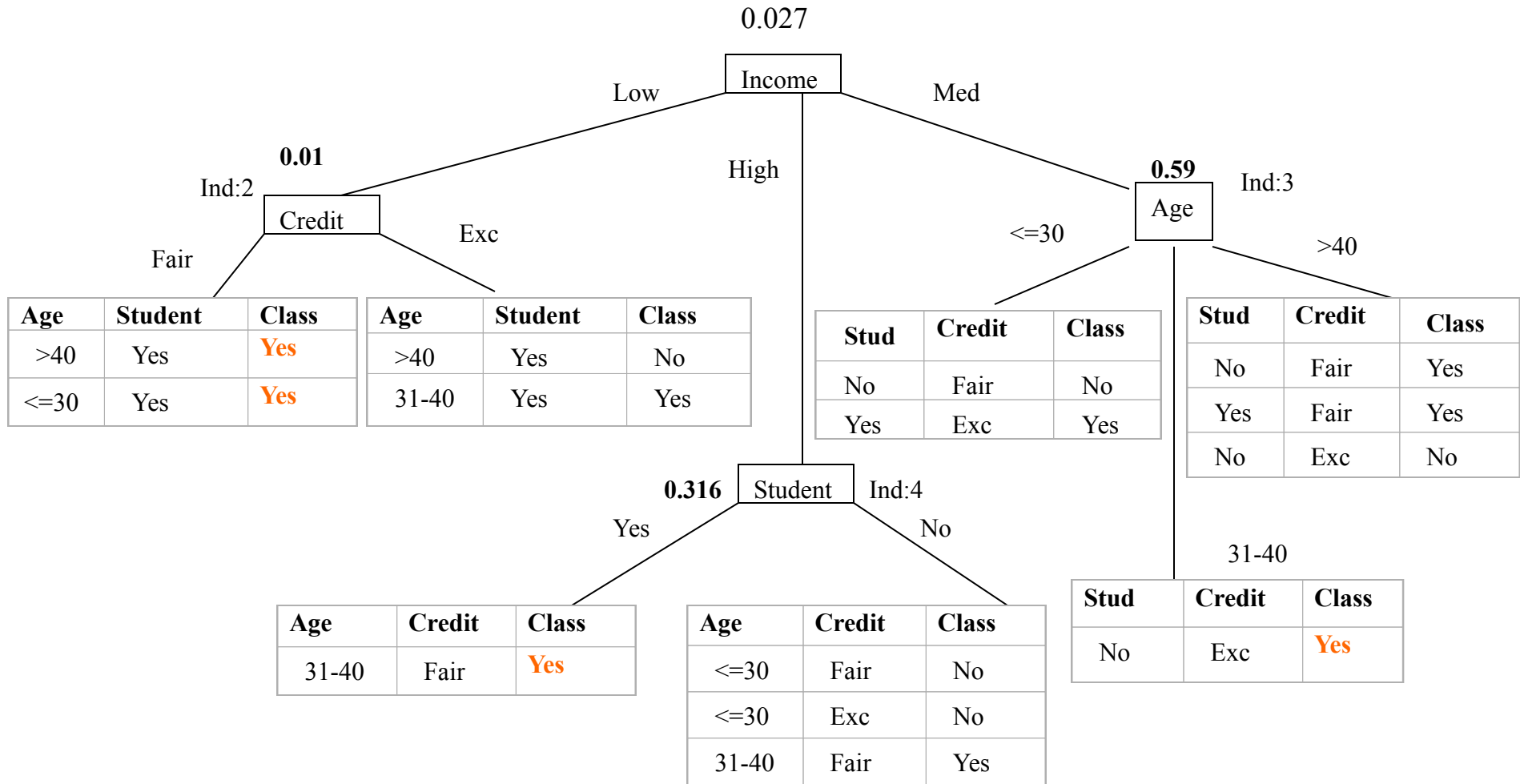
Age	Student	Credit	Class
>40	Yes	Fair	Yes
>40	Yes	Exc	No
31-40	Yes	Exc	Yes
<=30	Yes	Fair	Yes

Age	Student	Credit	Class
>40	No	Fair	Yes
<=30	No	Fair	No
>40	Yes	Fair	Yes
<=30	Yes	Exc	Yes
31-40	No	Exc	Yes
>40	No	Exc	No

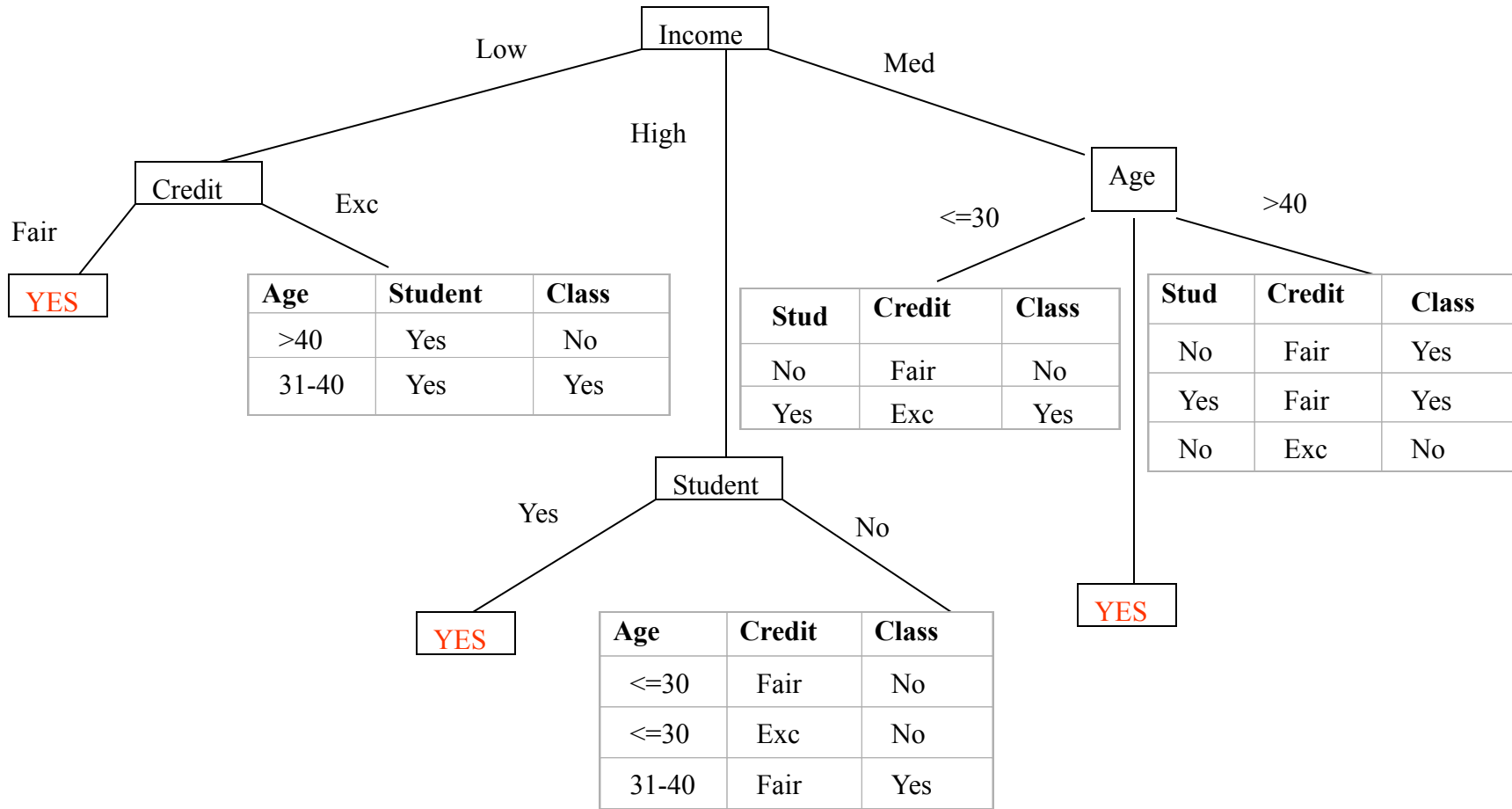
Age	Student	Credit	Class
<=30	No	Fair	No
<=30	No	Exc	No
31-40	No	Fair	Yes
31-40	Yes	Fair	Yes

CORRECT? – INCORRECT?

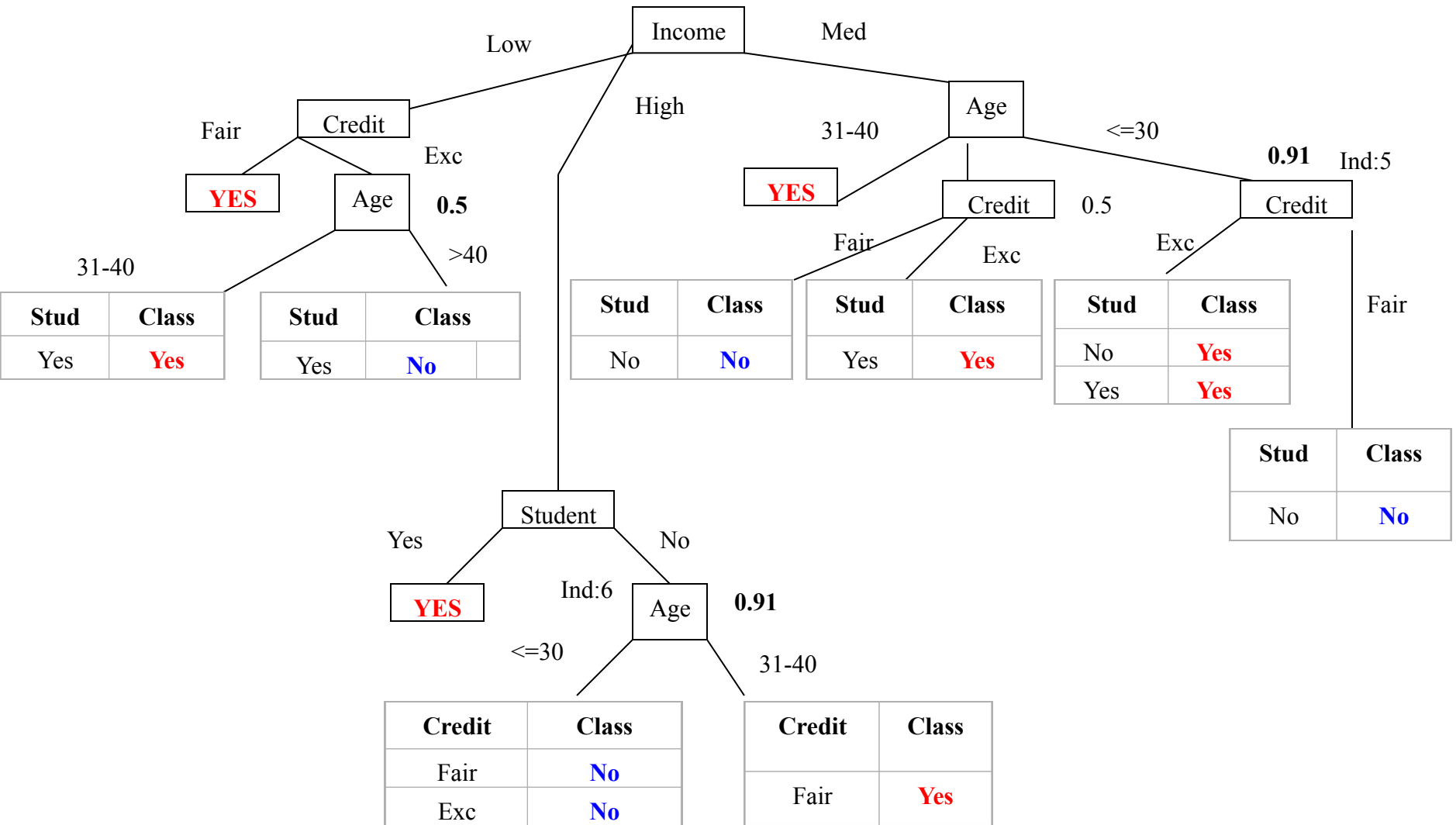
CORRECT? – INCORRECT?



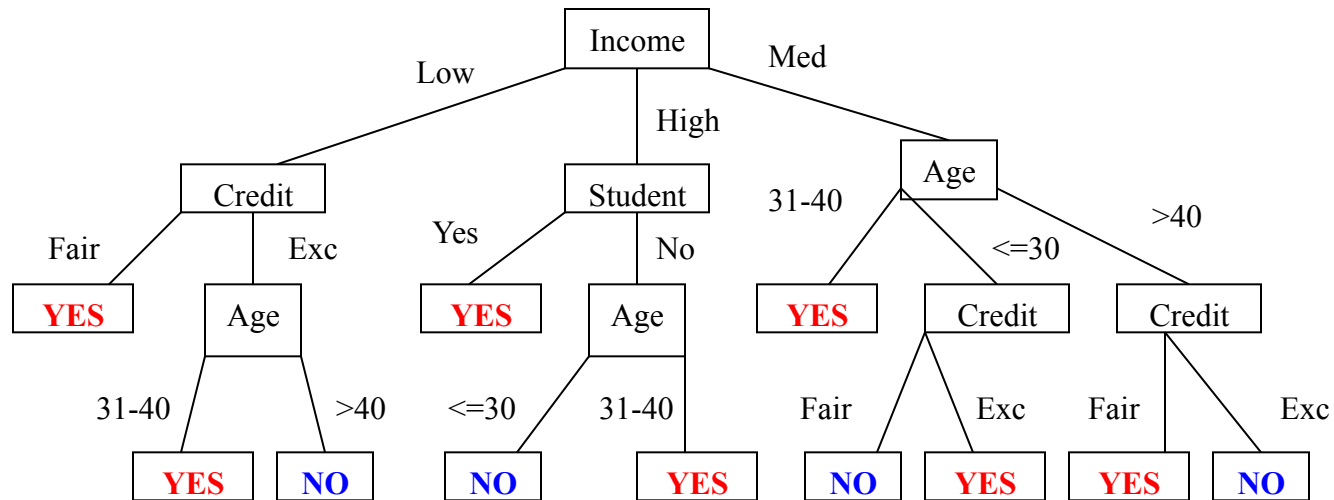
CORRECT? – INCORRECT?



CORRECT? – INCORRECT?




Tree 1 with root attribute Income



Rules derived from tree 1 (predicate form for testing)

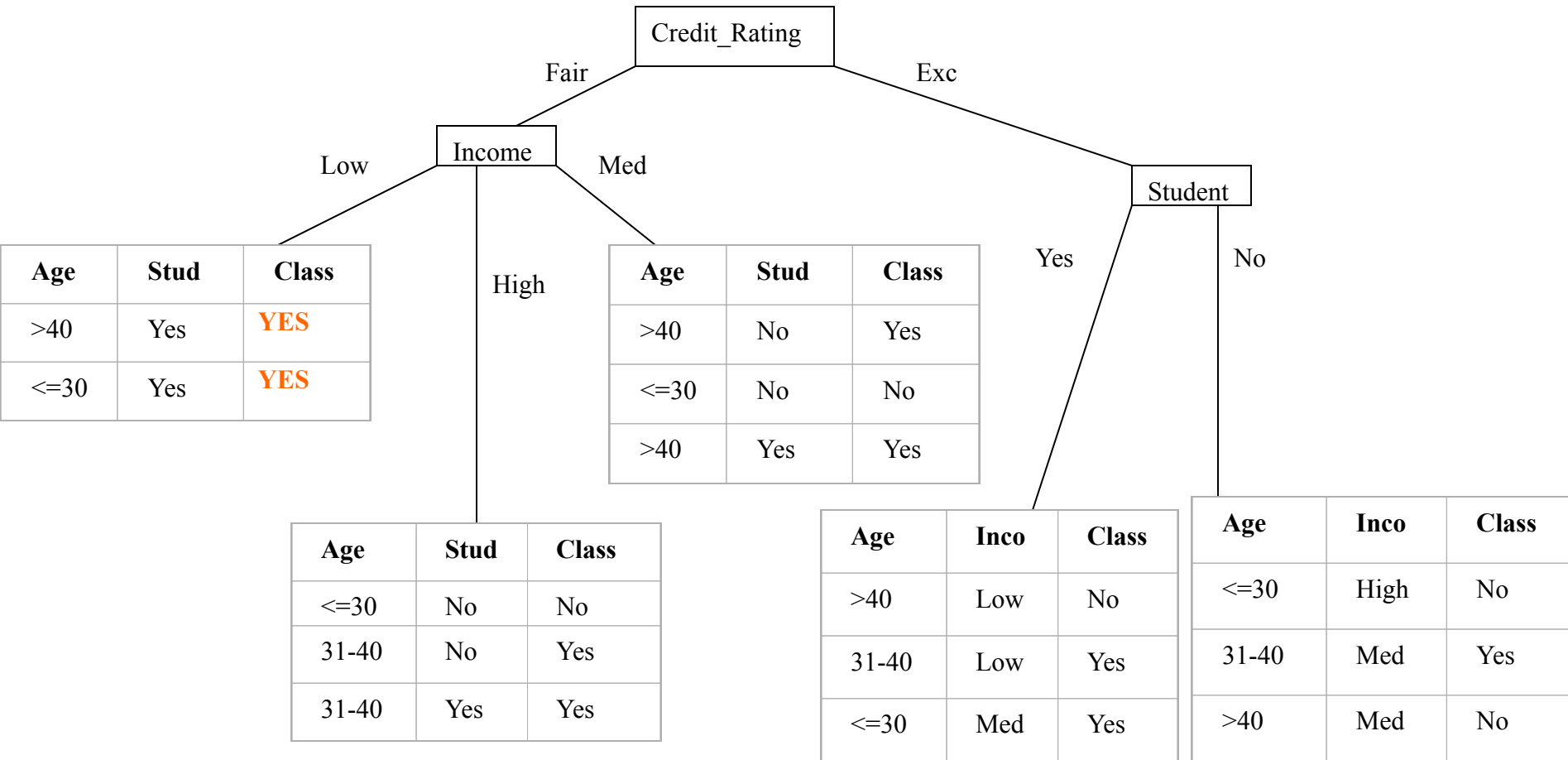
1. $\text{Income}(x, \text{Low}) \wedge \text{Credit}(x, \text{Fair}) \rightarrow \text{buysComputer}(x, \text{Yes})$.
2. $\text{Income}(x, \text{Low}) \wedge \text{Credit}(x, \text{Exc}) \wedge \text{Age}(x, 31-40) \rightarrow \text{buysComputer}(x, \text{Yes})$.
3. $\text{Income}(x, \text{Low}) \wedge \text{Credit}(x, \text{Exc}) \wedge \text{Age}(x, >40) \rightarrow \text{buysComputer}(x, \text{No})$.
4. $\text{Income}(x, \text{High}) \wedge \text{Student}(x, \text{Yes}) \rightarrow \text{buysComputer}(x, \text{Yes})$.
5. $\text{Income}(x, \text{High}) \wedge \text{Student}(x, \text{No}) \wedge \text{Age}(x, \leq 30) \rightarrow \text{buysComputer}(x, \text{No})$.
6. $\text{Income}(x, \text{High}) \wedge \text{Student}(x, \text{No}) \wedge \text{Age}(x, 31-40) \rightarrow \text{buysComputer}(x, \text{Yes})$.
7. $\text{Income}(x, \text{Medium}) \wedge \text{Age}(x, 31-40) \rightarrow \text{buysComputer}(x, \text{Yes})$.
8. $\text{Income}(x, \text{Medium}) \wedge \text{Age}(x, \leq 30) \wedge \text{Credit}(x, \text{Fair}) \rightarrow \text{buysComputer}(x, \text{No})$.
9. $\text{Income}(x, \text{Medium}) \wedge \text{Age}(x, \leq 30) \wedge \text{Credit}(x, \text{Exc}) \rightarrow \text{buysComputer}(x, \text{Yes})$.
10. $\text{Income}(x, \text{Medium}) \wedge \text{Age}(x, >40) \wedge \text{Credit}(x, \text{Fair}) \rightarrow \text{buysComputer}(x, \text{Yes})$.
11. $\text{Income}(x, \text{Medium}) \wedge \text{Age}(x, >40) \wedge \text{Credit}(x, \text{Exc}) \rightarrow \text{buysComputer}(x, \text{No})$.

Tree 2 with root attribute Credit Rating



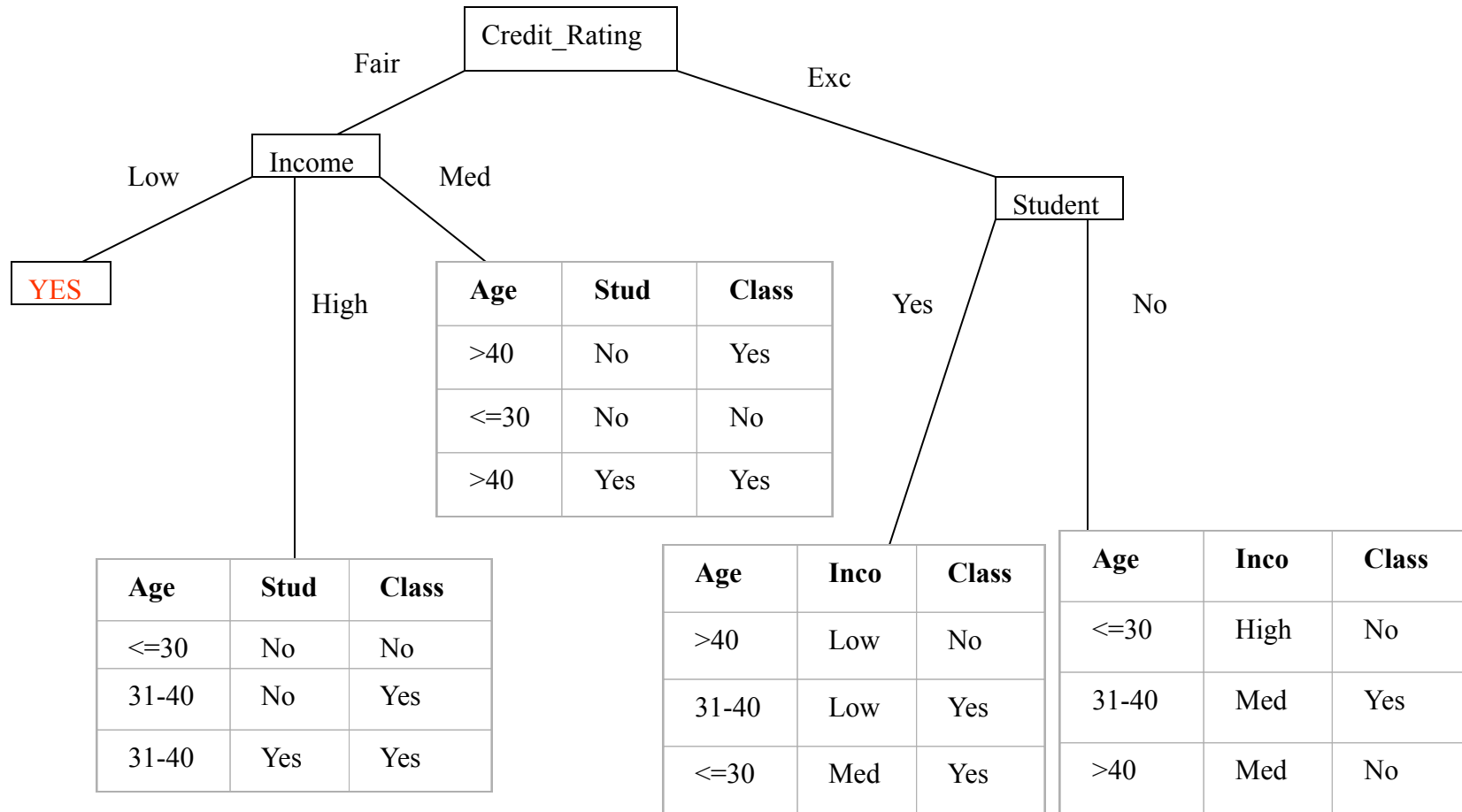
CORRECT? – INCORRECT?

CORRECT? – INCORRECT?

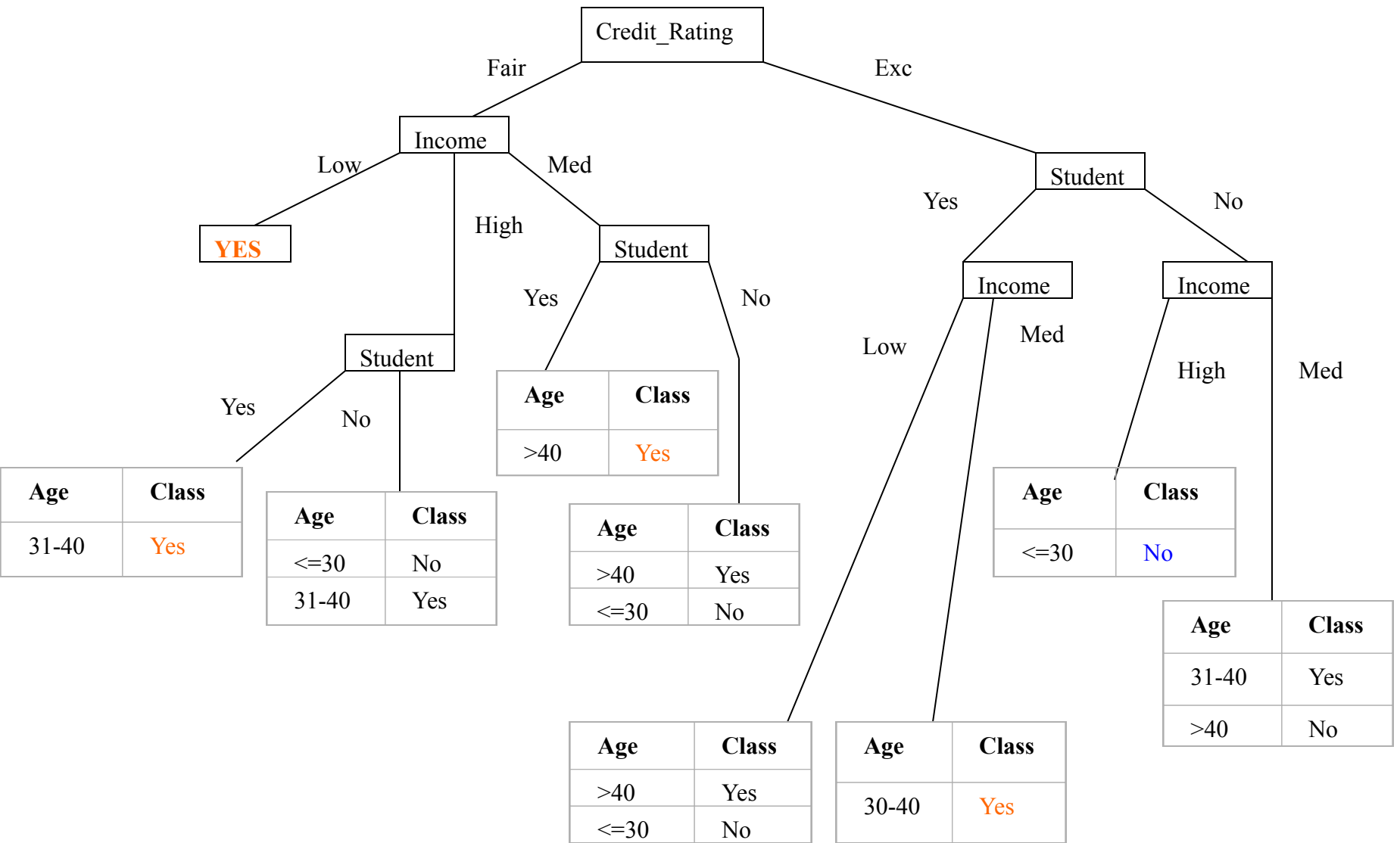


Tree 2 with next level attributes Income and Student

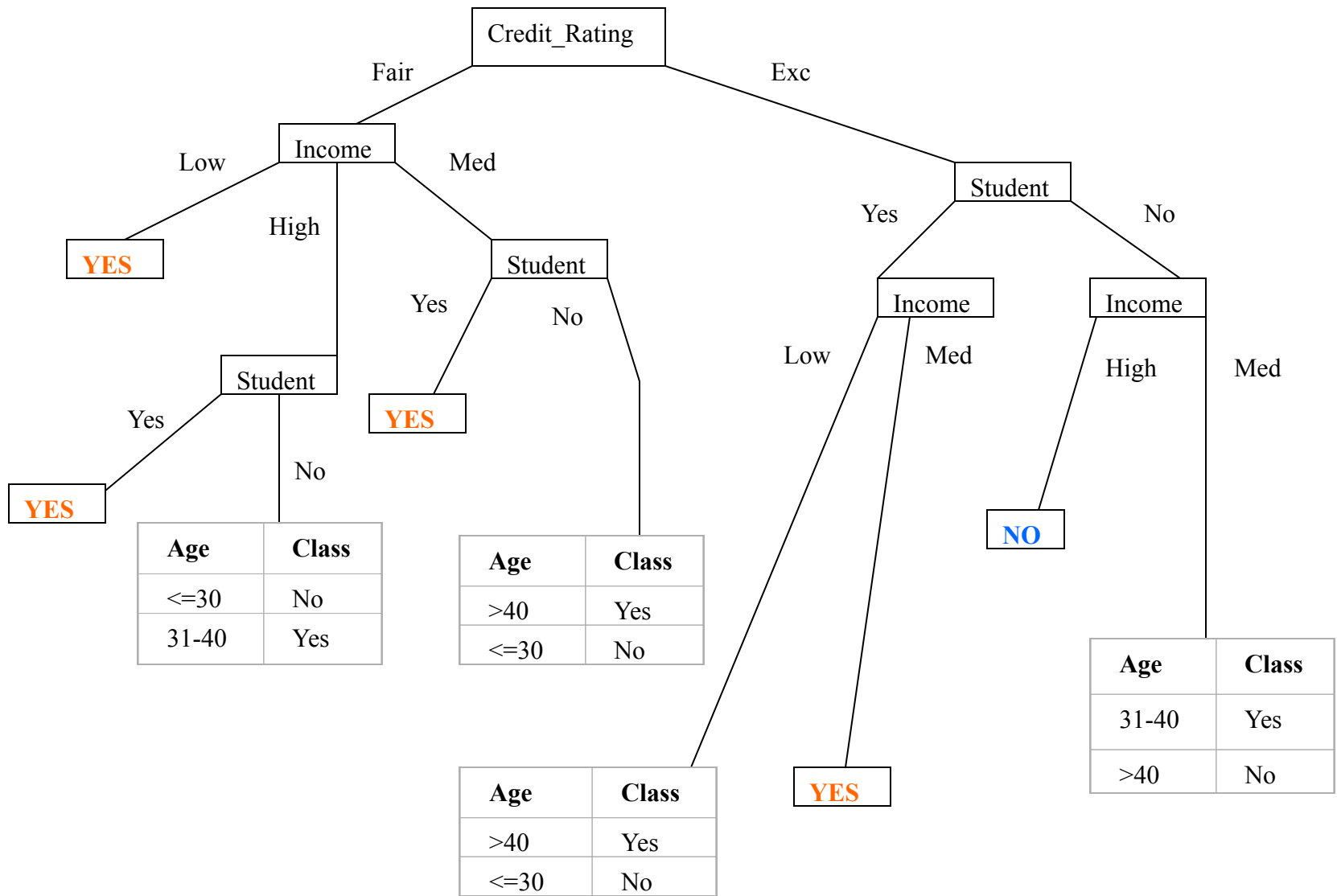
CORRECT? – INCORRECT?



Tree 2 with root attribute Credit Rating



CORRECT? – INCORRECT?



Age	Class
<=30	No
31-40	Yes

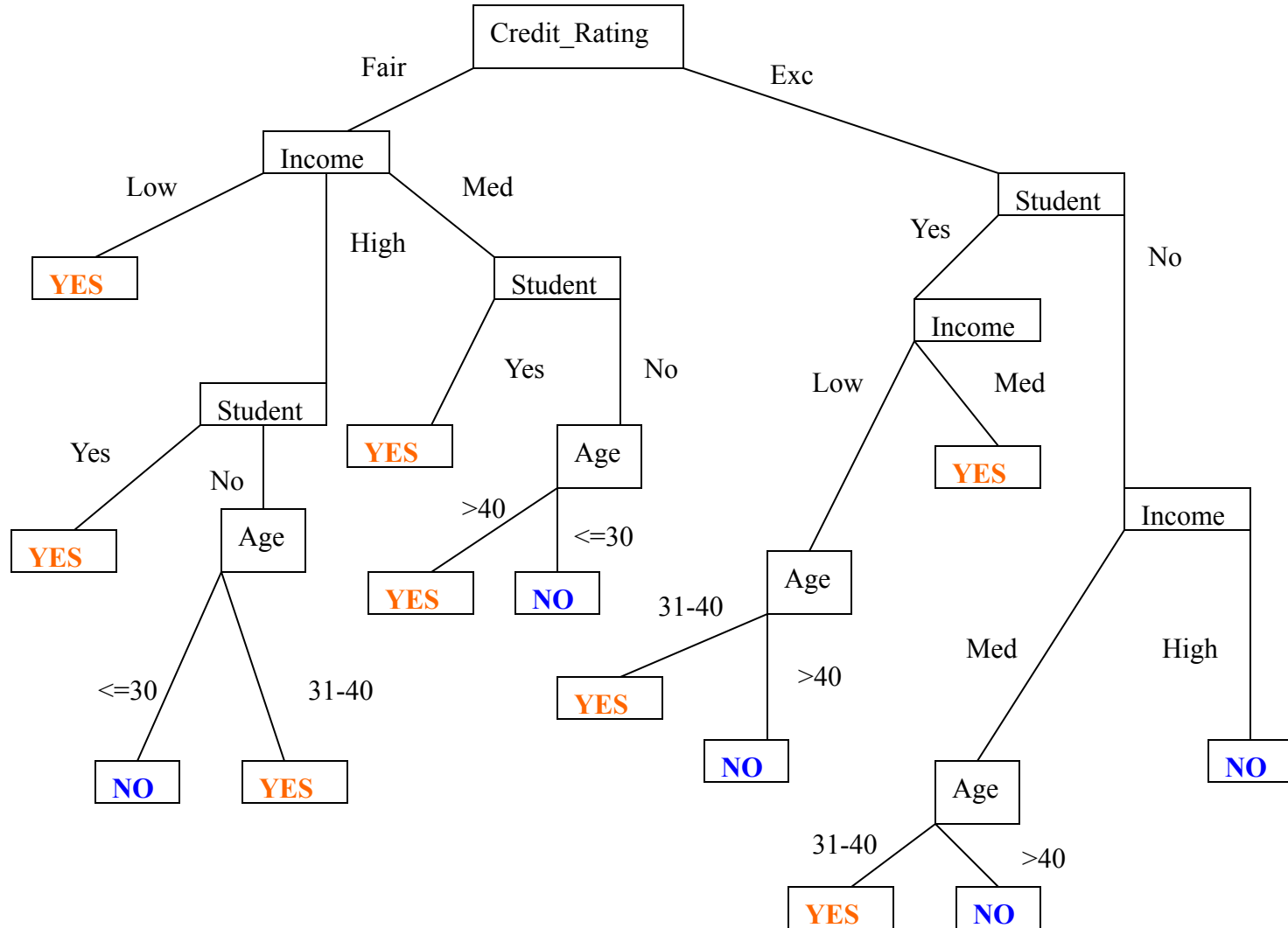
Age	Class
>40	Yes
<=30	No

Age	Class
>40	Yes
<=30	No

Age	Class
31-40	Yes
>40	No

CORRECT? – INCORRECT?

CORRECT? – INCORRECT?



Final Tree 2 with root attribute Credit Rating

The Decision tree with root attribute *Credit_Rating* has produced 13 rules, two more than with root attribute *Income*

1. $\text{Credit}(x, \text{Fair}) \wedge \text{Income}(x, \text{Low}) \rightarrow \text{buysComp}(x, \text{Yes})$.
2. $\text{Credit}(x, \text{Fair}) \wedge \text{Income}(x, \text{High}) \wedge \text{Student}(x, \text{Yes}) \rightarrow \text{buysComp}(x, \text{Yes})$.
3. $\text{Credit}(x, \text{Fair}) \wedge \text{Income}(x, \text{High}) \wedge \text{Student}(x, \text{No}) \wedge \text{Age}(\leq 30) \rightarrow \text{buysComp}(x, \text{No})$.
4. $\text{Credit}(x, \text{Fair}) \wedge \text{Income}(x, \text{High}) \wedge \text{Student}(x, \text{No}) \wedge \text{Age}(31-40) \rightarrow \text{buysComp}(x, \text{Yes})$.
5. $\text{Credit}(x, \text{Fair}) \wedge \text{Income}(x, \text{Med}) \wedge \text{Student}(x, \text{Yes}) \rightarrow \text{buysComp}(x, \text{Yes})$.
6. $\text{Credit}(x, \text{Fair}) \wedge \text{Income}(x, \text{Med}) \wedge \text{Student}(x, \text{No}) \wedge \text{Age}(>40) \rightarrow \text{buysComp}(x, \text{Yes})$.
7. $\text{Credit}(x, \text{Fair}) \wedge \text{Income}(x, \text{Med}) \wedge \text{Student}(x, \text{No}) \wedge \text{Age}(\leq 30) \rightarrow \text{buysComp}(x, \text{No})$.
8. $\text{Credit}(x, \text{Exc}) \wedge \text{Student}(x, \text{Yes}) \wedge \text{Income}(x, \text{Low}) \wedge \text{Age}(31-40) \rightarrow \text{buysComp}(x, \text{Yes})$.
9. $\text{Credit}(x, \text{Exc}) \wedge \text{Student}(x, \text{Yes}) \wedge \text{Income}(x, \text{Low}) \wedge \text{Age}(>40) \rightarrow \text{buysComp}(x, \text{No})$.
10. $\text{Credit}(x, \text{Exc}) \wedge \text{Student}(x, \text{Yes}) \wedge \text{Income}(x, \text{Med}) \rightarrow \text{buysComp}(x, \text{Yes})$.
11. $\text{Credit}(x, \text{Exc}) \wedge \text{Student}(x, \text{No}) \wedge \text{Income}(x, \text{Med}) \wedge \text{Age}(x, 31-40) \rightarrow \text{buysComp}(x, \text{Yes})$.
12. $\text{Credit}(x, \text{Exc}) \wedge \text{Student}(x, \text{No}) \wedge \text{Income}(x, \text{Med}) \wedge \text{Age}(x, >40) \rightarrow \text{buysComp}(x, \text{No})$.
13. $\text{Credit}(x, \text{Exc}) \wedge \text{Student}(x, \text{No}) \wedge \text{Income}(x, \text{High}) \rightarrow \text{buysComp}(x, \text{No})$.

EXERCISE 1

- We use some random records (tuples) to calculate the **Predictive Accuracy** of the set of rules from the **Example 2**

Predictive Accuracy is the % of well classified records not from training set for which the class attribute is known

Random Tuples to Check Predictive Accuracy based on three sets of rules

Obj	Age	Income	Student	Credit_R	Class
1	<=30	High	Yes	Fair	Yes
2	31-40	Low	No	Fair	Yes
3	31-40	High	Yes	Exc	No
4	>40	Low	Yes	Fair	Yes
5	>40	Low	Yes	Exc	No
6	<=30	Low	No	Fair	No

Predictive accuracy:

1. Against Lecture Notes: $4/6 = 66.66\%$
2. Against **Tree 1** rules with root att. *Income*: $3/6 = 50\%$
3. Against **Tree 2** rules with root att. *Credit*: $5/6 = 83.33\%$

EXERCISE 2

- **Predictive accuracy depends heavily on a choice of the test and training data.**
- Find a small set of **TEST records** such that they would give a **predictive accuracy 100%** for rules From the **Lecture Tree** and **Trees 1 and 2** from **Example 1**

1. TEST DATA applied against rules in Lecture Notes
that gives predictive accuracy 100%

No	Age	Income	Student	Credit_R	Class
1	<=30	Med	No	Exc	No
2	<=30	High	Yes	Fair	Yes
3	31-40	Low	No	Exc	Yes
4	>40	High	Yes	Exc	No
5	<=30	Low	No	Fair	Yes
6	31-40	High	Yes	Fair	Yes

2. TEST DATA that applied against the rules with root attribute *Income* give **predictive accuracy 100%**

No	Age	Income	Student	Credit_R	Class
1	31-40	Low	Yes	Fair	Yes
2	>40	Low	No	Exc	No
3	<=30	High	Yes	Fair	Yes
4	31-40	High	No	Exc	Yes
5	31-40	Med	No	Fair	Yes
6	>40	Med	Yes	Exc	No

3. TEST DATA that applied against the rules with root attribute *Credit Rating* gives predictive accuracy **100%**

No	Age	Income	Student	Credit_R	Class
1	31-40	Low	No	Fair	Yes
2	<=30	High	Yes	Fair	Yes
3	<=30	Med	No	Fair	No
4	31-40	High	Yes	Exc	Yes
5	>40	Med	Yes	Exc	No
6	>40	Med	No	Exc	No

Exercise 2 Corrections

We **FIXED** the following two points of the **Tree construction**:

1. We **choose recursively** **internal nodes** (attributes) with **all of their proper values** as branches

Mistake: NOT ALL attributes values were always used

2. there is **no more samples** (records) left
In this case we apply **Majority Voting** to **classify the node**, where the **Majority Voting** involves **converting the node into a leaf and labeling it with the most common class in the training set**

Mistake: NO MAJORITY Voting was used

CORRECT

Index: 1

Gain=0.027

Income

Low

Med

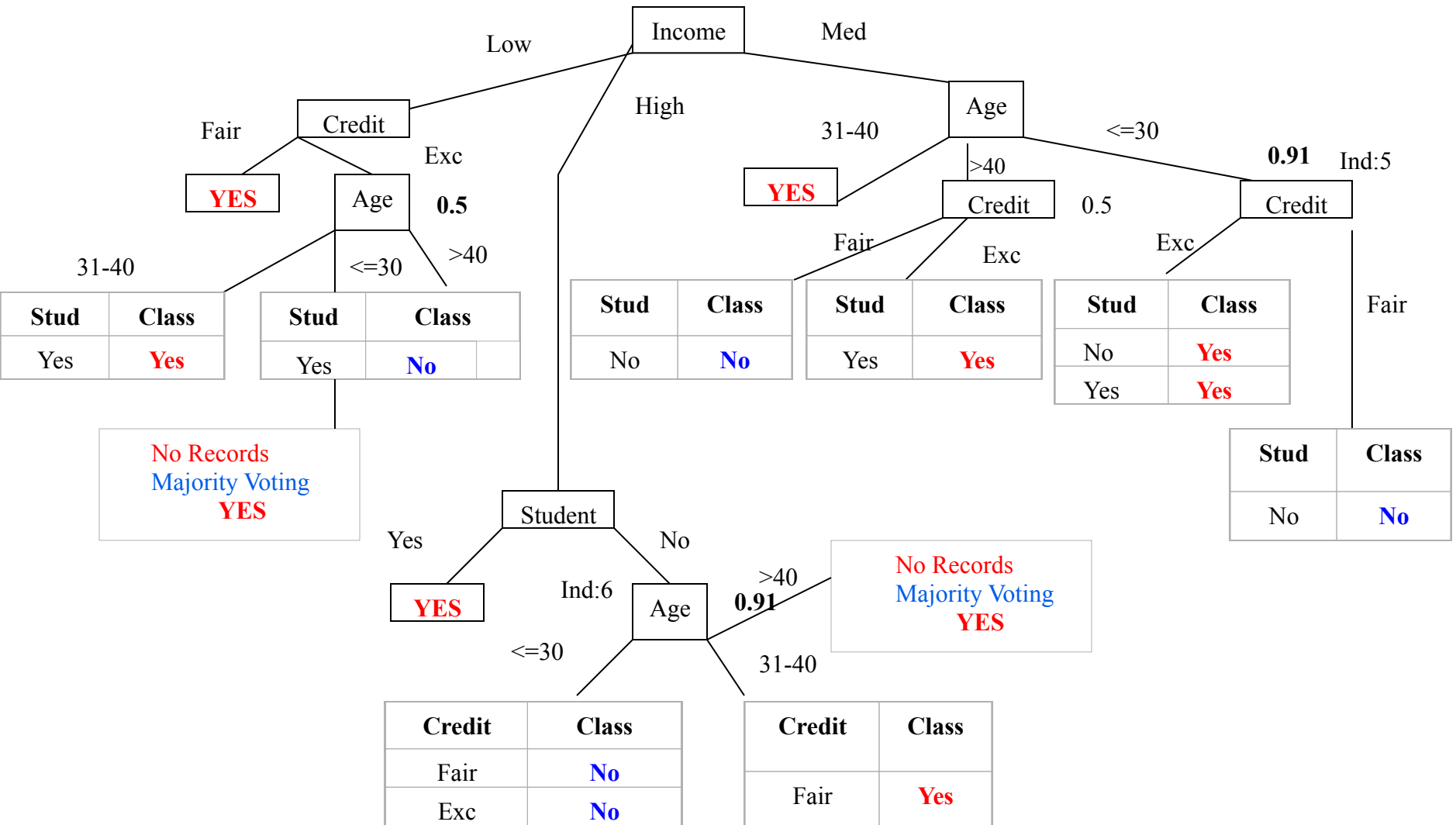
High

Age	Student	Credit	Class
>40	Yes	Fair	Yes
>40	Yes	Exc	No
31-40	Yes	Exc	Yes
<=30	Yes	Fair	Yes

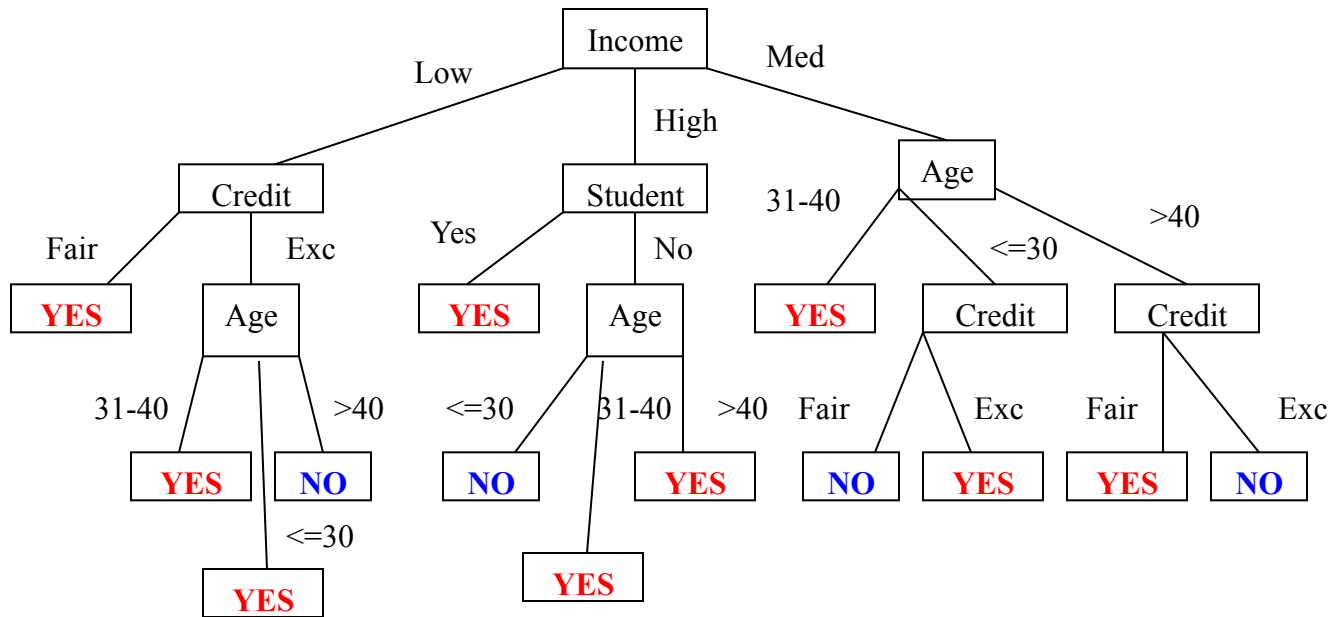
Age	Student	Credit	Class
>40	No	Fair	Yes
<=30	No	Fair	No
>40	Yes	Fair	Yes
<=30	Yes	Exc	Yes
31-40	No	Exc	Yes
>40	No	Exc	No

Age	Student	Credit	Class
<=30	No	Fair	No
<=30	No	Exc	No
31-40	No	Fair	Yes
31-40	Yes	Fair	Yes

CORRECTED




CORRECT Tree 1 with root attribute Income



Rules derived from Tree 1 (predicate form for testing)

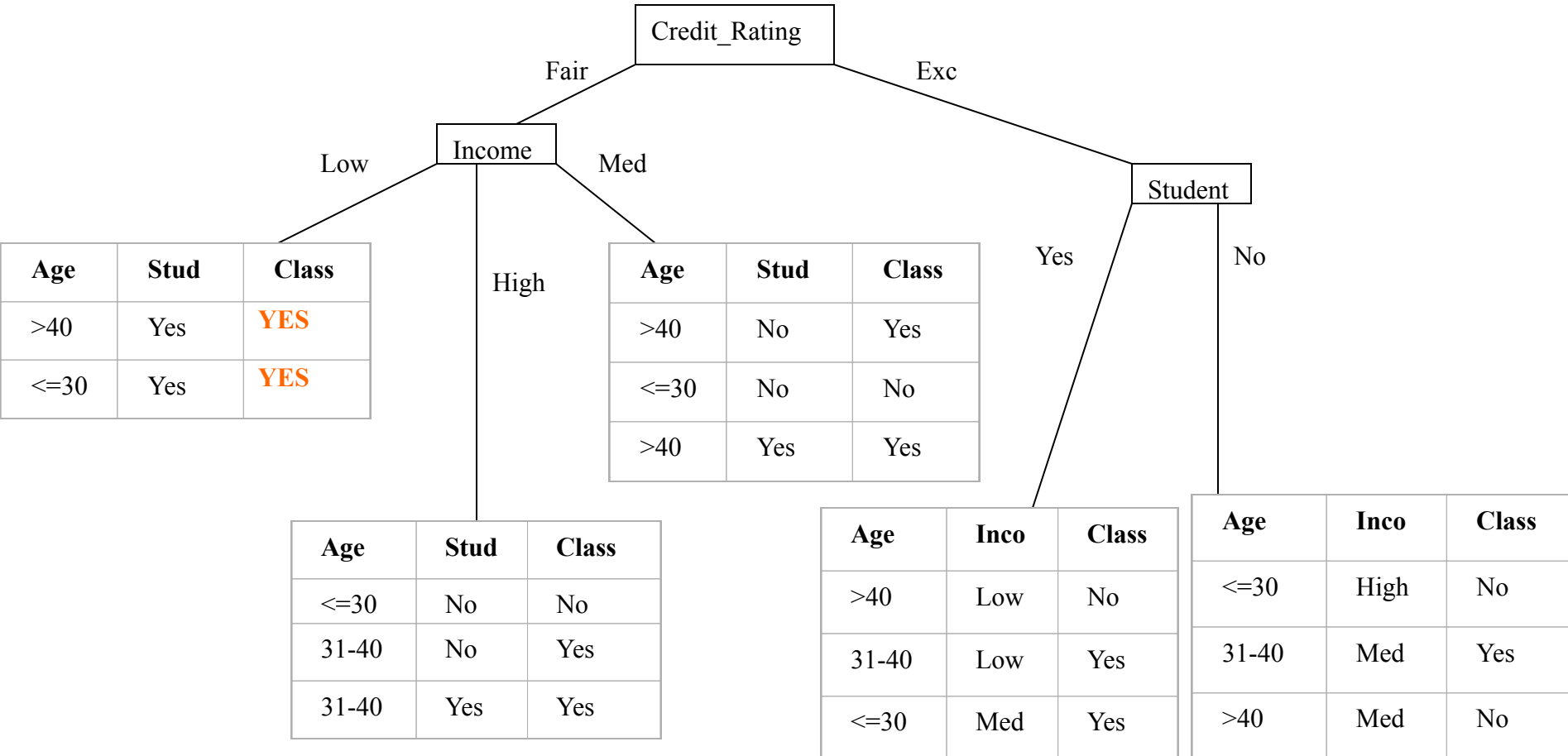
1. $\text{Income}(x, \text{Low}) \wedge \text{Credit}(x, \text{Fair}) \rightarrow \text{buysComputer}(x, \text{Yes})$.
2. $\text{Income}(x, \text{Low}) \wedge \text{Credit}(x, \text{Exc}) \wedge \text{Age}(x, 31-40) \rightarrow \text{buysComputer}(x, \text{Yes})$.
3. $\text{Income}(x, \text{Low}) \wedge \text{Credit}(x, \text{Exc}) \wedge \text{Age}(x, >40) \rightarrow \text{buysComputer}(x, \text{No})$.
4. $\text{Income}(x, \text{High}) \wedge \text{Student}(x, \text{Yes}) \rightarrow \text{buysComputer}(x, \text{Yes})$.
5. $\text{Income}(x, \text{High}) \wedge \text{Student}(x, \text{No}) \wedge \text{Age}(x, \leq 30) \rightarrow \text{buysComputer}(x, \text{No})$.
6. $\text{Income}(x, \text{High}) \wedge \text{Student}(x, \text{No}) \wedge \text{Age}(x, 31-40) \rightarrow \text{buysComputer}(x, \text{Yes})$.
7. $\text{Income}(x, \text{Medium}) \wedge \text{Age}(x, 31-40) \rightarrow \text{buysComputer}(x, \text{Yes})$.
8. $\text{Income}(x, \text{Medium}) \wedge \text{Age}(x, \leq 30) \wedge \text{Credit}(x, \text{Fair}) \rightarrow \text{buysComputer}(x, \text{No})$.
9. $\text{Income}(x, \text{Medium}) \wedge \text{Age}(x, \leq 30) \wedge \text{Credit}(x, \text{Exc}) \rightarrow \text{buysComputer}(x, \text{Yes})$.
10. $\text{Income}(x, \text{Medium}) \wedge \text{Age}(x, >40) \wedge \text{Credit}(x, \text{Fair}) \rightarrow \text{buysComputer}(x, \text{Yes})$.
11. $\text{Income}(x, \text{Medium}) \wedge \text{Age}(x, >40) \wedge \text{Credit}(x, \text{Exc}) \rightarrow \text{buysComputer}(x, \text{No})$.
12. $\text{Income}(x, \text{Low}) \wedge \text{Age}(x, \leq 30) \wedge \text{Credit}(x, \text{Exc}) \rightarrow \text{buysComputer}(x, \text{Yes})$. Majority Voting
13. $\text{Income}(x, \text{High}) \wedge \text{Student}(x, \text{No}) \wedge \text{Age}(x, >40) \rightarrow \text{buysComputer}(x, \text{Yes})$. Majority Voting

Tree 2 with root attribute Credit Rating



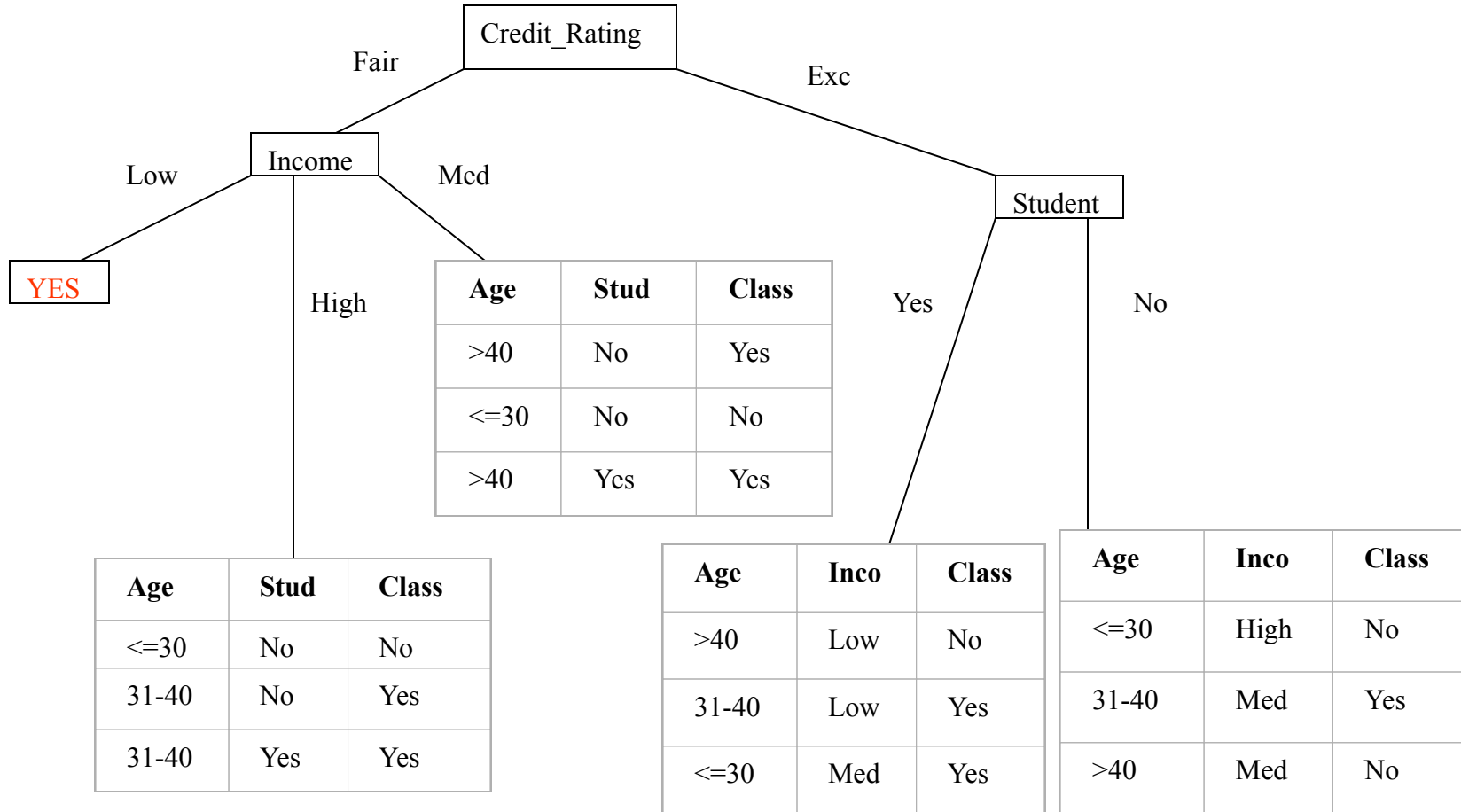
CORRECT

CORRECT

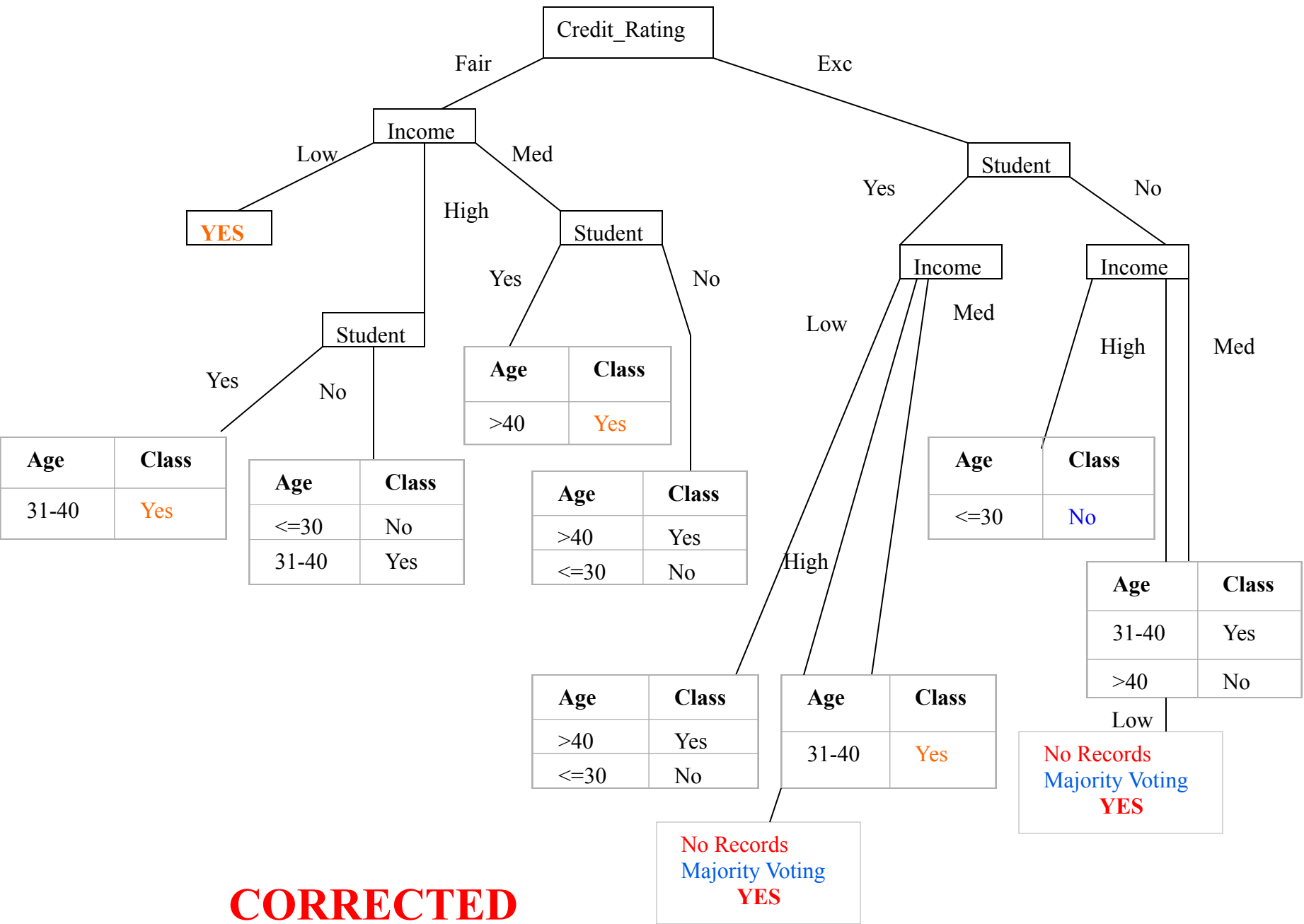


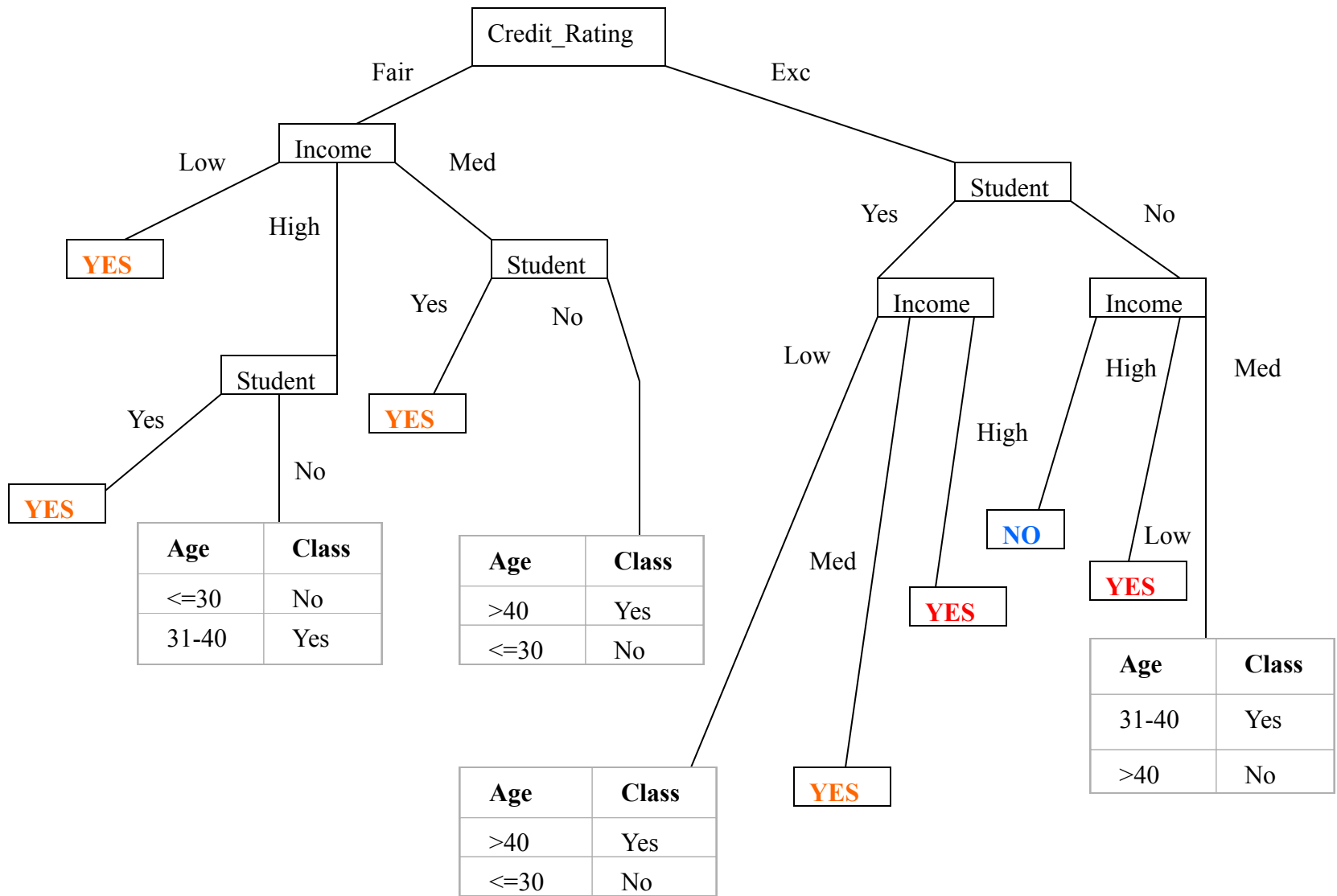
Tree 2 with next level attributes Income and Student

CORRECT



Tree 2 with root attribute Credit Rating





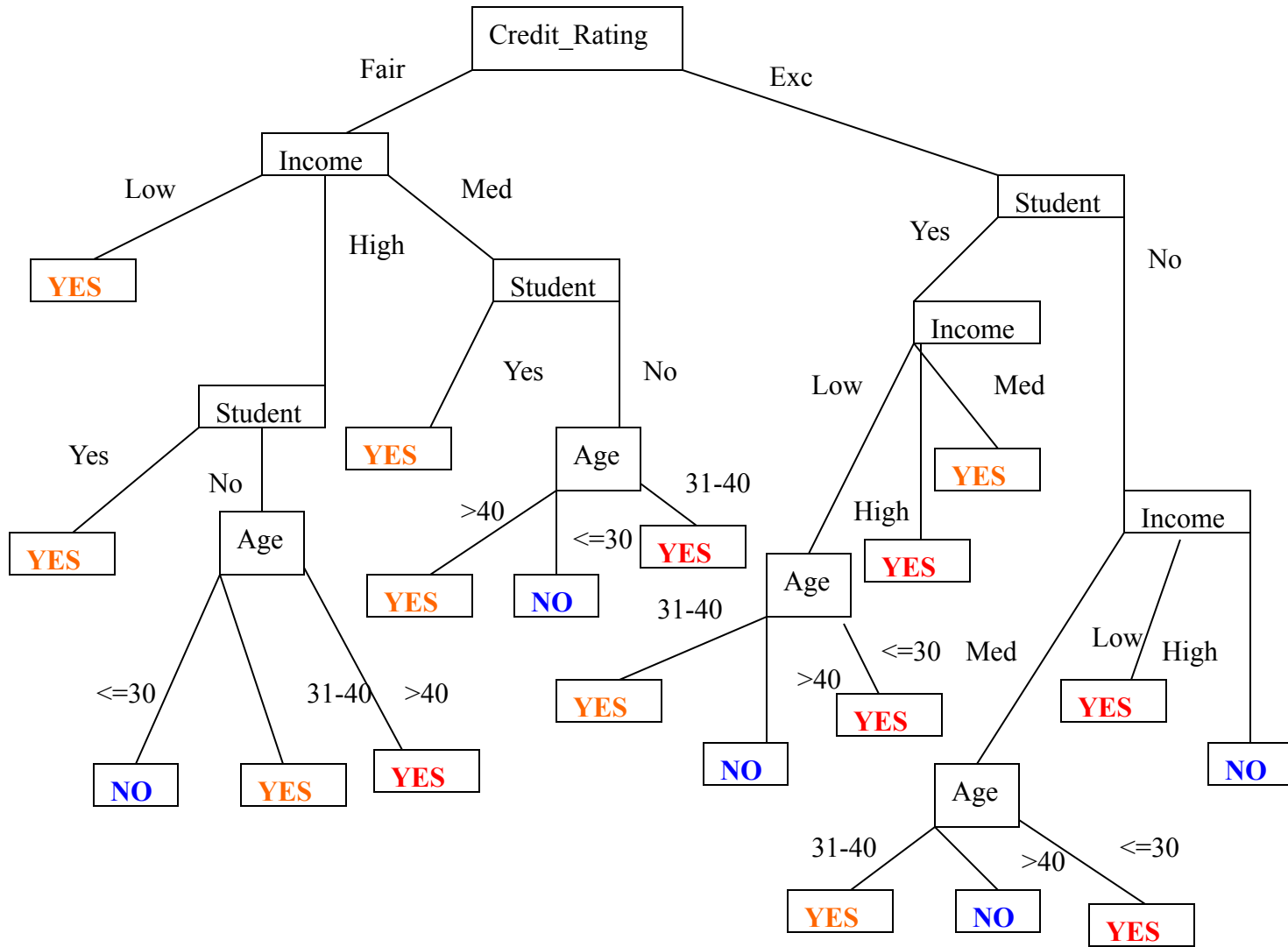
Age	Class
<=30	No
31-40	Yes

Age	Class
>40	Yes
<=30	No

Age	Class
>40	Yes
<=30	No

Age	Class
31-40	Yes
>40	No

CORRECT



CORRECTED Tree 2 with root attribute Credit Rating

The Decision tree with root attribute *Credit_Rating* has produced 13 rules, two more than with root attribute *Income*

1. $\text{Credit}(x, \text{Fair}) \wedge \text{Income}(x, \text{Low}) \rightarrow \text{buysComp}(x, \text{Yes})$.
2. $\text{Credit}(x, \text{Fair}) \wedge \text{Income}(x, \text{High}) \wedge \text{Student}(x, \text{Yes}) \rightarrow \text{buysComp}(x, \text{Yes})$.
3. $\text{Credit}(x, \text{Fair}) \wedge \text{Income}(x, \text{High}) \wedge \text{Student}(x, \text{No}) \wedge \text{Age}(\leq 30) \rightarrow \text{buysComp}(x, \text{No})$.
4. $\text{Credit}(x, \text{Fair}) \wedge \text{Income}(x, \text{High}) \wedge \text{Student}(x, \text{No}) \wedge \text{Age}(31-40) \rightarrow \text{buysComp}(x, \text{Yes})$.
5. $\text{Credit}(x, \text{Fair}) \wedge \text{Income}(x, \text{Med}) \wedge \text{Student}(x, \text{Yes}) \rightarrow \text{buysComp}(x, \text{Yes})$.
6. $\text{Credit}(x, \text{Fair}) \wedge \text{Income}(x, \text{Med}) \wedge \text{Student}(x, \text{No}) \wedge \text{Age}(>40) \rightarrow \text{buysComp}(x, \text{Yes})$.
7. $\text{Credit}(x, \text{Fair}) \wedge \text{Income}(x, \text{Med}) \wedge \text{Student}(x, \text{No}) \wedge \text{Age}(\leq 30) \rightarrow \text{buysComp}(x, \text{No})$.
8. $\text{Credit}(x, \text{Exc}) \wedge \text{Student}(x, \text{Yes}) \wedge \text{Income}(x, \text{Low}) \wedge \text{Age}(31-40) \rightarrow \text{buysComp}(x, \text{Yes})$.
9. $\text{Credit}(x, \text{Exc}) \wedge \text{Student}(x, \text{Yes}) \wedge \text{Income}(x, \text{Low}) \wedge \text{Age}(>40) \rightarrow \text{buysComp}(x, \text{No})$.
10. $\text{Credit}(x, \text{Exc}) \wedge \text{Student}(x, \text{Yes}) \wedge \text{Income}(x, \text{Med}) \rightarrow \text{buysComp}(x, \text{Yes})$.
11. $\text{Credit}(x, \text{Exc}) \wedge \text{Student}(x, \text{No}) \wedge \text{Income}(x, \text{Med}) \wedge \text{Age}(x, 31-40) \rightarrow \text{buysComp}(x, \text{Yes})$.
12. $\text{Credit}(x, \text{Exc}) \wedge \text{Student}(x, \text{No}) \wedge \text{Income}(x, \text{Med}) \wedge \text{Age}(x, >40) \rightarrow \text{buysComp}(x, \text{No})$.
13. $\text{Credit}(x, \text{Exc}) \wedge \text{Student}(x, \text{No}) \wedge \text{Income}(x, \text{High}) \rightarrow \text{buysComp}(x, \text{No})$.
14. $\text{Credit}(x, \text{Fair}) \wedge \text{Income}(x, \text{High}) \wedge \text{Student}(x, \text{No}) \wedge \text{Age}(>40) \rightarrow \text{buysComp}(x, \text{Yes})$. Majority Voting
15. $\text{Credit}(x, \text{Fair}) \wedge \text{Income}(x, \text{Med}) \wedge \text{Student}(x, \text{No}) \wedge \text{Age}(31-40) \rightarrow \text{buysComp}(x, \text{Yes})$. Majority Voting
16. $\text{Credit}(x, \text{Exc}) \wedge \text{Student}(x, \text{Yes}) \wedge \text{Income}(x, \text{Low}) \wedge \text{Age}(\leq 30) \rightarrow \text{buysComp}(x, \text{Yes})$. Majority Voting
17. $\text{Credit}(x, \text{Exc}) \wedge \text{Student}(x, \text{No}) \wedge \text{Income}(x, \text{Med}) \wedge \text{Age}(x \leq 30) \rightarrow \text{buysComp}(x, \text{Yes})$. Majority Voting
18. $\text{Credit}(x, \text{Exc}) \wedge \text{Student}(x, \text{Yes}) \wedge \text{Income}(x, \text{High}) \rightarrow \text{buysComp}(x, \text{Yes})$. Majority Voting
19. $\text{Credit}(x, \text{Exc}) \wedge \text{Student}(x, \text{No}) \wedge \text{Income}(x, \text{Low}) \rightarrow \text{buysComp}(x, \text{Yes})$. Majority Voting

Random Tuples to Check Predictive Accuracy based on three sets of rules

Obj	Age	Income	Student	Credit_R	Class
1	<=30	High	Yes	Fair	Yes
2	31-40	Low	No	Fair	Yes
3	31-40	High	Yes	Exc	No
4	>40	Low	Yes	Fair	Yes
5	>40	Low	Yes	Exc	No
6	<=30	Low	No	Fair	No

Predictive accuracy:

1. Against Lecture Notes: $4/6 = 66.66\%$
2. Against **Tree 1** rules with root att. *Income*: $3/6 = 50\%$
3. Against **Tree 2** rules with root att. *Credit*: $4/6 = 66.66\%$
4. Against **OLD Tree 2** rules with root att. *Credit*: $5/6 = 83.33\%$

Calculation of Information gain at each level of tree with root attribute *Income*

1. Original Table:

Class P: *buys_computer* = yes; Class N: *buys_computer* = No

$$I(P,N) = -P/P+N \log_2 (P/P+N) - N/P+N \log_2 N/P+N \text{-----(equation 1)}$$

$$I(P,N) = I(9,5) = (-9/9+5) \log_2 (9/9+5) - (5/9+5) \log_2 (5/9+5) \\ = 0.940$$

2. Index:1

Income	Pi	Ni	I(Pi,Ni)
Low	3	1	0.8111
Med	4	2	0.9234
High	2	2	1

$$E(\text{Income}) = 4/14 I(3,1) + 6/14 I(4,2) + 4/14 I(2,2) \text{-----(eq.2)}$$

$$I(3,1) = 0.8111 \text{ (Using equation 1)}$$

$$I(4,2) = 0.9234 \text{ (Using equation 1)}$$

$$I(2,2) = 1$$

Contd.....

Information gain calculation for Index 1 contd:

Substituting the values in eq.2 we get,

$$E(\text{Income}) = 0.2317 + 0.3957 + 0.2857 = 0.9131$$

$$\begin{aligned} \text{Gain}(\text{Income}) &= I(\text{P},\text{N}) - E(\text{Income}) \\ &= 0.940 - 0.9131 = 0.027 \end{aligned}$$

2. Index 2

Credit	Pi	Ni	I(Pi,Ni)
Fair	2	1	0.913
Exc	2	1	0.913

$$I(\text{P},\text{N}) = I(4,2) = 0.9234 \text{ (Using equation 1)}$$

$$E(\text{Credit}) = 3/6 I(2,1) + 3/6 I(2,1) \text{ -----(3)}$$

$$I(2,1) = 0.913 \text{ (Using equation 1)}$$

$$E(\text{Credit}) = 0.913 \text{ (Substituting value of } I(2,1) \text{ in (3))}$$

$$\begin{aligned} \text{Gain}(\text{Credit}) &= I(\text{P},\text{N}) - E(\text{Credit}) = 0.9234 - 0.913 \\ &= 0.01 \end{aligned}$$

Similarly we can calculate Information gain of tables at each stage.

Exercise

EXERCISE:

Construct a **correct tree** of **your choice of attributes** and **evaluate**:

1. **correctness of your rules**, i.e.

the predictive accuracy with respect to the **TRAINING** data

2. **predictive accuracy** with respect to test data from **Exercise 2**

- Remember
- **The TERMINATION CONDITIONS!**